

VMax™ is a ‘hands in’ vertical style high speed hand dryer featuring a HEPA filter system, wider hand drying cavity opening and antimicrobial technology. Dedicated water collection reservoir eliminates water from collecting on the floor resulting in reduced maintenance. Polarized plug for easy installation eliminating the need to hard wire. Quiet operation is ideal for sound sensitive areas.

Product Features and Benefits

- 10 - 12 second dry time
- 25% greater hand drying cavity opening provides comfortable dry without touching sides of hand dryer
- HEPA filter with neutralizing tablet reduces contaminants in the air when hand drying
- Water collection reservoir eliminates water from collecting on the floor resulting in reduced maintenance
- LED display indicates when to empty water tray and change HEPA filter for easy maintenance
- Quiet operation ideal for sound sensitive areas
- ADA compliant
- Simple mounting bracket with polarized plug for easy installation
- Incorporates antimicrobial technology inhibiting the growth of bacteria, mold and fungus extending the dryer’s service life
- Automatic operation promotes hand hygiene
- Durable and vandal resistant
- IP33 ingress protection against water

Architecture & Engineering Specifications

VMax hand dryer supplied by World Dryer Corporation shall have a power consumption of 1200 watts powered by a thermally-protected universal brush type motor operating at 35,000 RPM. Hand dryer shall nominally deliver 85 CFM air flow at a velocity of 335 MPH (29, 480 LFM). Dryer shall be activated by an automatic infrared sensor with a 20 second vandal shut-off. Dryer exterior shall be constructed of high impact ABS polymer incorporating antimicrobial technology to inhibit the growth of bacteria, mold and fungus extending the dryer’s service life. Dryer will incorporate a drain inside the drying cavity with a water collection tray*, replaceable HEPA filter ¹ and odor neutralizing tablet ² and LED display for identifying operation and servicing requirements. Hand dryer shall include a flexible power supply cord with polarized plug for connection to a standard 120VAC wall socket /outlet. Hand dryers shall be certified to Underwriters Laboratories standards for safety.



Electrical specifications:

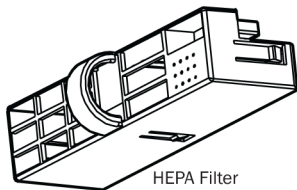
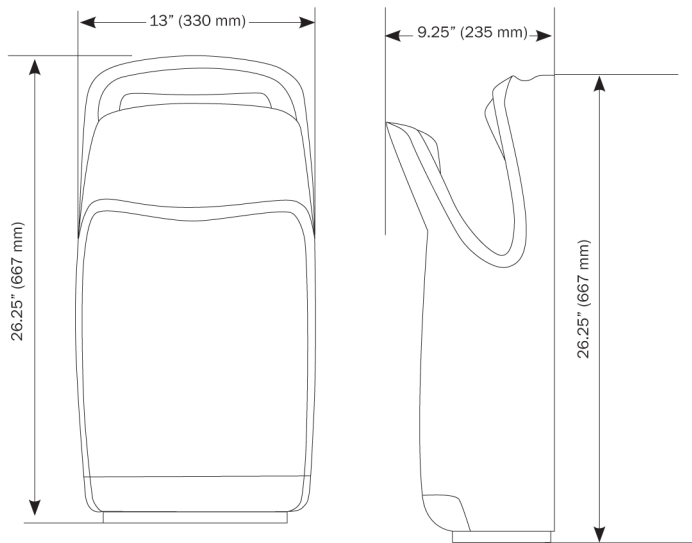
	110-120 V
Amps	10
Watts	1200
Hz	60 Hz

* The water collection tray will fill with water with hand dryer use. The LED Display will indicate when the water collection tray is full and needs emptying. High washroom traffic may require more frequent emptying of the water collection tray.

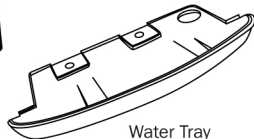
^{1,2} This hand dryer is equipped with a replaceable cartridge containing a HEPA filter and an odor neutralizing tablet. The LED display panel will indicate when the HEPA filter requires replacement. High washroom traffic may require more frequent replacement of the HEPA filter.

Cover Material	Cover Finish / Kit	110-120 V	Unit Weight	Shipping Weight	Unit Size (HxWxD) inch/mm	Shipping Size (HxWxD) inch/mm
High Impact ABS	White	# V-674A	19.5 lbs / 8.9 kgs	25 lbs / 11.3 kgs	13" x26.25" x 9.25" 330 x 667 x 235	16" x 28.5" x 12" 406 x 724 x 305
High Impact ABS	Silver	# V-629A	19.5 lbs / 8.9 kgs	25 lbs / 11.3 kgs	13" x26.25" x 9.25" 330 x 667 x 235	16" x 28.5" x 12" 406 x 724 x 305
HEPA Filter with Odor Neutralizing Tablet (1 pk)		# 93-10165	0.17 lb / 0.08 kg	0.2 lb / 0.09 kg	6.29" x 1.57" x 2.44" 160 x 40 x 62	6.29" x 1.57" x 2.44" 160 x 40 x 62
HEPA Filter with Odor Neutralizing Tablet (4 pk)		# 93-10165-4pk	0.67 lb / 0.31 kg	0.82 lb / 0.37 kg	6.29" x 1.57" x 2.44" 160 x 40 x 62	6.5" x 6.6" x 2.75" 165 x 168 x 70
Recessed Duplex Receptacle		# 93-45-0031-WH	0.85 lb / 0.38 kg	1.0 lb / 0.45 lb	3.5" x 7.5" x 8.1" 89 x 191 x 206	5" x 9" x 12" 127 x 229 x 305

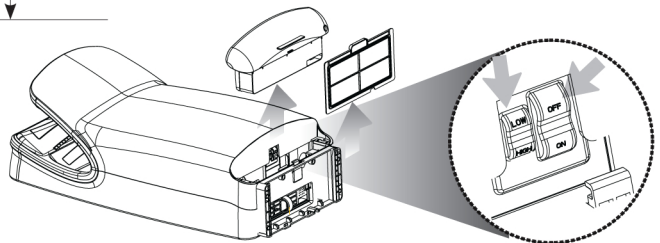
Specifications :



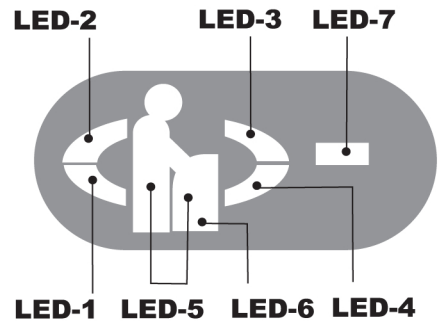
HEPA Filter



Water Tray



LED Display :



LED Display

The LED display provides information about the operation and servicing needs of the hand dryer.

- LED's 1 through 4 flash Green when dryer is in operation.
- LED 5 is solid Green when dryer is in standby mode; solid Blue when dryer is in operation.
- LED 6 is unlit during normal operation; flashing Red when HEPA filter requires replacement.
- LED 7 is unlit during normal operation; solid Blue when water collection tank needs emptying.

How to Use

1. The hand dryer will start automatically when hands are inserted.
2. Slowly move your hands up and down through the air stream for 10 – 12 seconds.
3. The hand dryer will stop automatically after hands are removed.

Installation Guide

1. Use the mounting template provided to mark the locations for the (4) wall mounting anchors to attach the wall mounting bracket to the wall.
2. To use the hollow wall anchors included with the wall mounting kit, pre-drill the wall in the marked locations using a 5/16" (8mm) drill, insert the plastic anchors and tap flush to the wall.
3. Complete the attachment of the wall mounting bracket to the wall with the (4) mounting anchors using a No. 25 torx screwdriver.
4. Hang the hand dryer on the bracket. Remove water collection tray from bottom of dryer, and complete the attachment of the dryer with the 4th anchor.

Certifications



IP33



Warranty



5 year limited warranty