



OWNER'S MANUAL & WARRANTY

ZSPACE MERCHANDISERS

Thank you for choosing products from BSI. We appreciate your business and are available to assist you with all of your needs.

This manual has been designed to help you better understand your product and its proper usage.

If you have questions that go beyond this detailed manual please contact our Customer Service Department at 1.800.662.9595.

**Thank you,
The BSI Team**

Contents	3	Maintenance	5
Introduction	3	The EZ-Clamp	5
Important Owner Information	3	Installation	6
Receiving and Inspecting the Equipment	4	Adding Merchandise	6
Models	4		
		<i>Warranty</i>	7

The BSI, LLC manual is an important part of your equipment. This document should be stored in a safe location, as it will be useful for the life of your product. It contains important safety information concerning the maintenance, operation and servicing of these products.

Failure to properly use this manual may result in serious injury. Do not operate this equipment unless you have read and understood the contents of this manual.

IMPORTANT OWNER INFORMATION

Record the model number(s) of your ZSpace to use as a reference when contacting your local representative or the BSI headquarters in Colorado.

Model No.:	
Serial No.:	
Model No.:	
Serial No.:	
Date of Purchase:	
Other:	

BSI, LLC
 Business Hours: 8:00 a.m. to 4:30 p.m.
 Mountain Time

Telephone: (800) 662-9595; (303) 331-8777
 Fax: (303) 331-8444

Web Address: www.BSIdesigns.com

RECEIVING AND INSPECTING THE EQUIPMENT

Even though most equipment is shipped crated, care should be taken during unloading so the equipment is not damaged while being moved into your facility.

1. Visually inspect the exterior of the package and skid or container. Any damage should be noted and reported to the delivering carrier immediately.
2. If damaged, open and inspect the contents with the carrier.
3. In the event that the exterior is not damaged, yet, upon opening, there is concealed damage to the equipment, notify the carrier. Notification should be made verbally as well as in written form.
4. Request an inspection by the shipping company of the damaged equipment. This should be done within 10 days from receipt of the equipment.
5. Be sure to check that there is no broken glass.
6. Be sure to check that all materials are received.
7. Freight carriers can supply the necessary damage forms upon request.
8. Retain all crating materials until an inspection has been made or waived.
9. All food shield packages contain drawings for your installer.
10. All food shield packages contain this Owner's Manual and Warranty.

ZSpace merchandisers are sent separately from food shields. They are an to be used as merchandisers for your food shield and can be placed anywhere that the food service director feels it will be best suited.



ZS-ACS08-EZ




ZS-AS08-EZ



ZS-AT11-1-EZ



ZS-AT11-2-EZ



ZS-WFT-CM



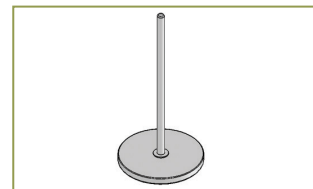
ZS-WFT-TM



ZS-CS



ZS-AS11-TM



ZS-PB

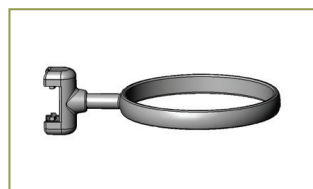


ZS-PAR-2

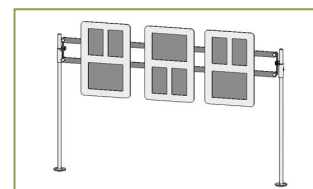
MODELS



ZS-CLAMP



ZS-RING



ZS-MF-1

CLEANING INSTRUCTIONS

Preserving the cleanliness of your new BSI product is key to its long life.

All ZSpace products are made of aluminum. Your ZSpace has a durable finish and will maintain its finish for years if well maintained. (Polishing the finish with a polishing agent of any kind will destroy the coating).

Don't scrub the surface with any abrasive substance such as steel wool, pot scrubbers, Ajax cleanser, Comet or similar products, as it will remove the protective coating. Aluminum surfaces can be wiped down with a clean damp cloth to remove fingerprints, dust, or debris.

On acrylic accessories glass cleaner can be used to remove grease or other dirt. Use a non-ammonia cleaner.

THE EZ-CLAMP

Revolutionizing the food service industry, ZSpace™ allows food service operators to take advantage of every inch of counters and the space above them. This line introduces several innovative products ranging from trivets and trays to point of purchase counter displays and unique signage systems.

Working in conjunction with BSI's XGuard, ZGuard and DECO 900 Series system of posts, the corner stone of ZSpace is the EZ-Clamp. The donut shaped clamp measures in at a slight 2 1/4" x 1 1/4" and its 1" center diameter is a perfect fit around our XGuard, ZGuard or DECO posts. The swing opening lets you install the EZ-Clamp to posts without removing existing hardware and does not require any tools.



While the Clamp does not require any tools for installation, each Clamp is shipped with an Allen Wrench to adjust for a perfect fit.

Once in place, attach the innovative Flexi-Rings to the EZ-Clamp. Three ring sizes let you mount bowls, plates, vessels, vases or anything else that you can think of to create memorable and profitable displays. Adding up to three Flexi-Rings to each EZ-Clamp allows merchandisers to create unique, productive and profitable displays.



In addition to the EZ-Clamp and Flexi-Ring system, ZSpace includes options for signage systems that are designed to complement the stylish look and feel of BSI's food shields.

The ZSpace system also includes a variety of post mounted display kits. Functionally and elegantly designed trays and trivets utilize the space above counters and allows for memorable and unique merchandising opportunities.

ADJUSTING THE EZ-CLAMP FIT

If EZ-Clamp is too tight or too loose, use provided Allen Wrench to adjust for a perfect fit.



INSTALLATION

STEP ONE:
Pull the latch out to release the hook.



STEP TWO:
Extend the latch and hook while opening the clamp.



STEP THREE:
Position the clamp around your 1" diameter post, at a height that will meet your needs.



STEP FOUR:
Once positioned, extend hook to reach clasp.

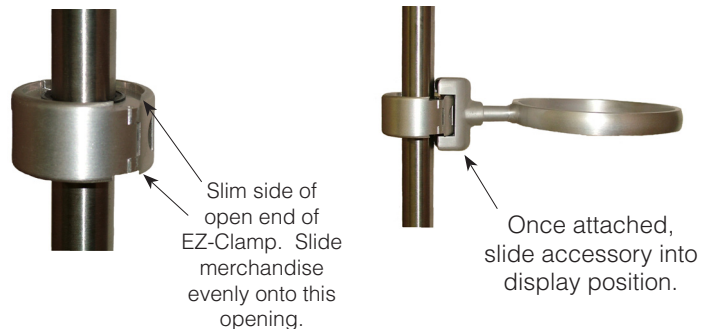


STEP FIVE:
Push latch inward to tighten clamp around post.



ADDING MERCHANDISE

Once EZ-Clamp is in correct position, slide either trays, trivets or flexi-rings onto clamp, keeping merchandise even with clamp. Rotate item into position. Each EZClamp can hold up to three accessories.



 **BSI, LLC WARRANTY**

BSI, LLC warrants its new products to be free from defects in material and workmanship from the date of their original purchase for normal use and for the applicable warranty periods set forth below. BSI, LLC's warranty extends only to original purchasers acquiring new products purchased in the United States directly from BSI, LLC, its authorized dealers or other companies specifically authorized by BSI, LLC to act as resellers of its products.

ZSPACE MERCHANDISERS

BSI, LLC warrants the ZSpace against defects in material and workmanship for a period of one year from invoice date.

BSI, LLC also does not warrant color fastness.

THERE ARE NO WARRANTIES EXCEPT AS EXPRESSLY STATED ABOVE, WHETHER EXPRESSED OR IMPLIED, INCLUDING, BUT NOT LIMITED TO, ANY WARRANTY OF MERCHANTABILITY OR FITNESS FOR ANY PARTICULAR PURPOSE. These warranties do not apply to any products which have been altered in any way or to products which have been subject to misuse, abuse, neglect, accident, or which have been damaged in transit. Warranty is void if products are used, held or stored in an unsupervised environment. BSI, LLC's liability for its products shall be limited to the repair or replacement of products or, at BSI, LLC's option, to refunding the purchase price. BSI, LLC will not be liable, under any circumstances, for incidental or consequential damages (including, without limitation, lost profits) arising in connection with the sale, use, inability to use, repair or replacement of BSI, LLC's products. The liability of BSI, LLC arising from any cause shall not exceed the price paid for the products.

Any claim for breach of the foregoing warranties shall be deemed waived unless submitted to BSI, LLC in writing within 30 days of the date the alleged defect was discovered, or by reasonable inspection should have been discovered. The merchandise must be returned to the BSI, LLC factory from which it was purchased, freight prepaid, and will not be accepted unless prior written authorization to return the merchandise has been issued by BSI, LLC. A copy of the original invoice must accompany the returned merchandise to prove the date of original purchase and warranty entitlement. Any cause of action for breach of the foregoing warranties shall be deemed waived unless brought within one year of the date of the claim submission.

BSI, LLC

5125 Race Court
Denver, CO 80216

1.800.662.9595
www.BSIdesigns.com

