

# BURNSIDE

## ASSEMBLY INSTRUCTIONS

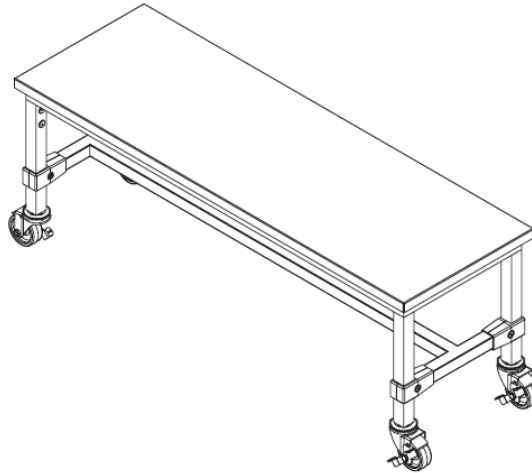
### SM NESTING TABLE

// 292-TABLE-SM

Made of 1 1/4" square tubing in  
Metallic Silver finish

4" steel/rubber casters (2 locking)

16"D x 48"W x 18"H



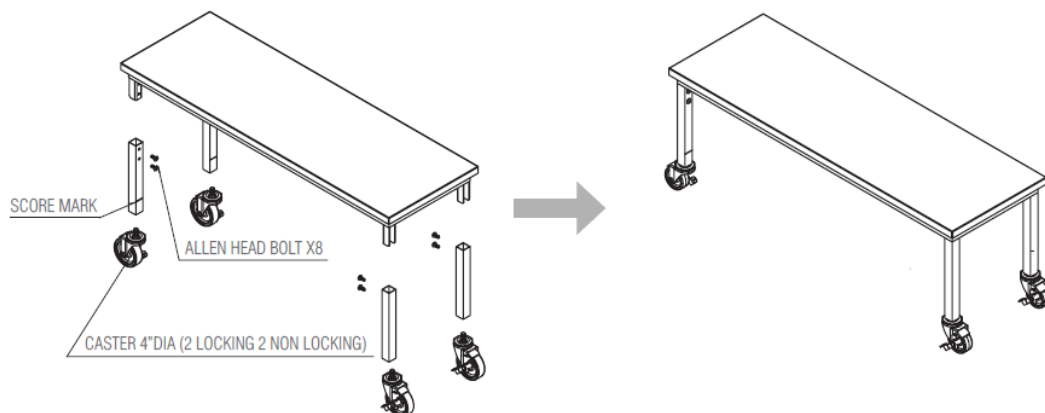
# BURNSIDE

## ASSEMBLY INSTRUCTIONS

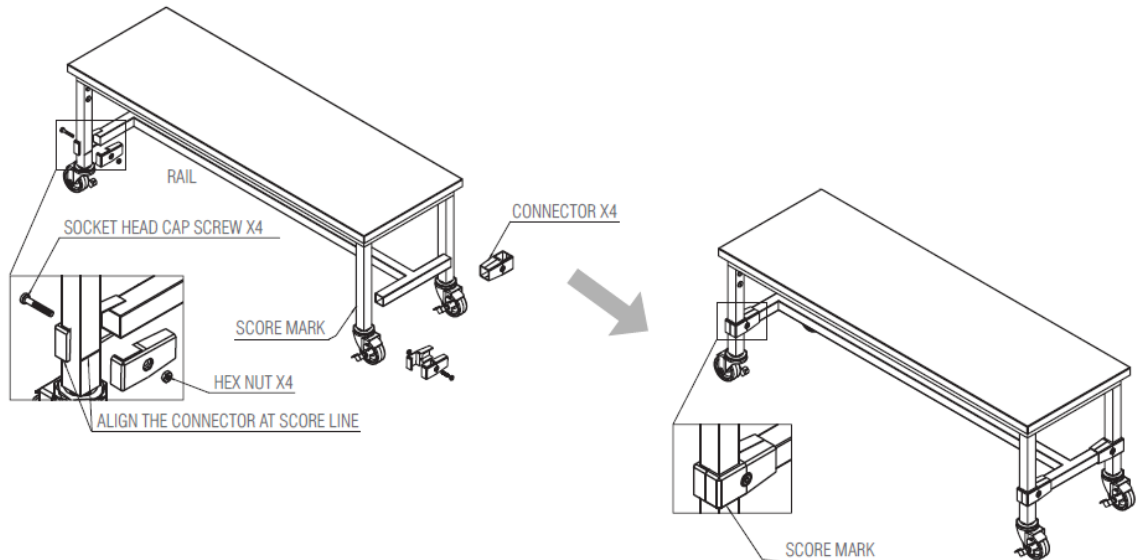
### SM NESTING TABLE

Step 1: Attach the legs to the table top.

Step 2: Screw on the casters.



Step 3: Attach the rail to the legs with the four connectors.  
Line up the bottom of the connector with the score line.  
Tighten after each corner has been lined up.



COMPLETED  
FIXTURE

