

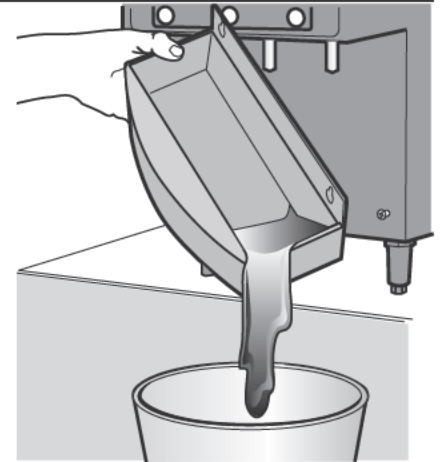


### Cleaning the Curtis Primo Cappuccino Cafe Hot Beverage Dispenser....

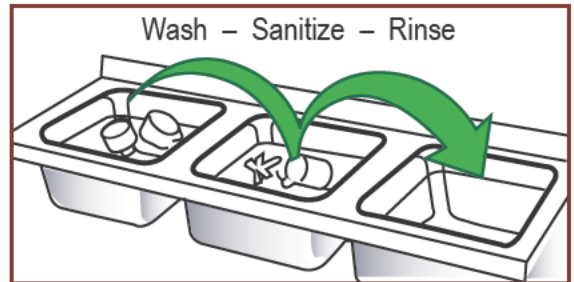
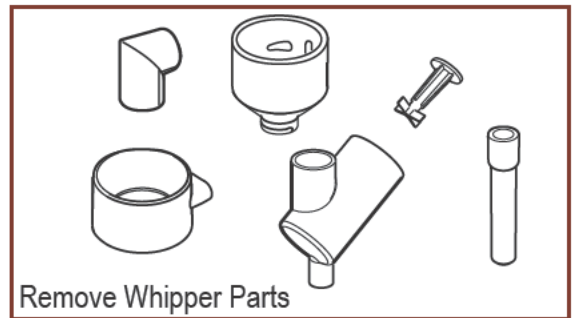
**CAUTION** - Do not use cleansers, liquid bleach, powders or any other substance containing chlorine. These products corrode stainless steel. THIS WILL VOID YOUR WARRANTY.

### EMPTY DRIP TRAY

Lift Out Tray. Remove Screen and Empty Contents.




### CLEAN PARTS



### CLEAN CANISTERS

Clean Product Canisters and Surrounding Area.

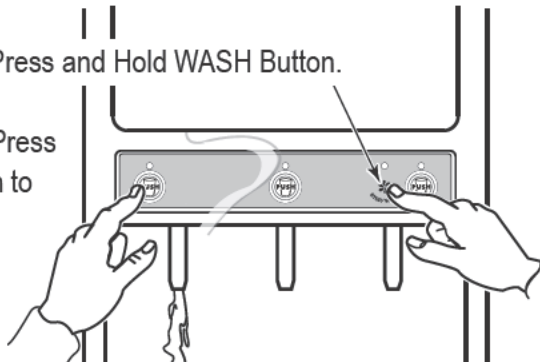


### RINSE

Rinse Whipping Chambers

First, Press and Hold WASH Button.

Then Press Station to Rinse



WILBUR CURTIS COMPANY, INC.  
6913 Acco Street, Montebello, CA 90640-5403  
Telephone: 800-421-6150 323-837-2300  
Fax: 323-837-2406



find the latest on the web at  
[www.wilburcurtis.com](http://www.wilburcurtis.com)