



Project _____

Item # _____

Quantity _____

Chef LED Light Bulbs

Models: CLED-2700, -3000, -4000

Commit to going green in your foodservice operation with Hatco's patented Chef LED Light Bulbs. Shatterproof polycarbonate lens protects the Light Emitting Diode (LED) while the exterior is made of rugged aluminium and prevents breakage of the components due to incidental contact in a busy kitchen environment. A Chef LED Bulb has substantial benefits and energy savings over other bulbs and are directional, so you can adjust it to your ideal setting.

Standard features

- Designed to operate in high temperature areas for use in any strip heater
- Unique design allows operation over a steam table
- Illuminates instantly, is dimmable and can be rotated to showcase food product below
- Average of 49% increased light output, based on Foot Candle average delivered to surface
- Uses 92% less energy (4.5W vs 60W)
- CLED-2700 and CLED-3000 project a warm light; CLED-4000 projects a cool light
- 120V and 230V (international use only)
- Warrantied for one year



Chef LED Light Bulb
Model CLED-2700
(Warm Light)



Annual Cost to Operate Chef LED vs 60W Bulb*

\$2.30 vs **\$30.66**
Chef LED vs 60W Bulb

*Based on 3,650 hours per year at .14¢ per kilowatt-hour (kWh).


CLED-2700 (Warm Light)	CLED-3000 (Warm Light)	CLED-4000 (Cool Light)	BULB: Halogen	BULB: Incandescent*
4.5 watt	4.5 watt	4.5 watt	60 watt	60 watt
25,000 Hours	25,000 Hours	25,000 Hours	1,500 Hours	3,000 Hours
Closest kelvin Incandescent	Closest kelvin Halogen	Closest kelvin Flourescent Tube		

* Appliance bulb.

See our Energy Configurator on the Hatco website to find out how much you can save with Chef LED Light Bulbs.



Scan to see how easy it is to install the Chef LED bulb, and direct the light, in your foodwarmer.

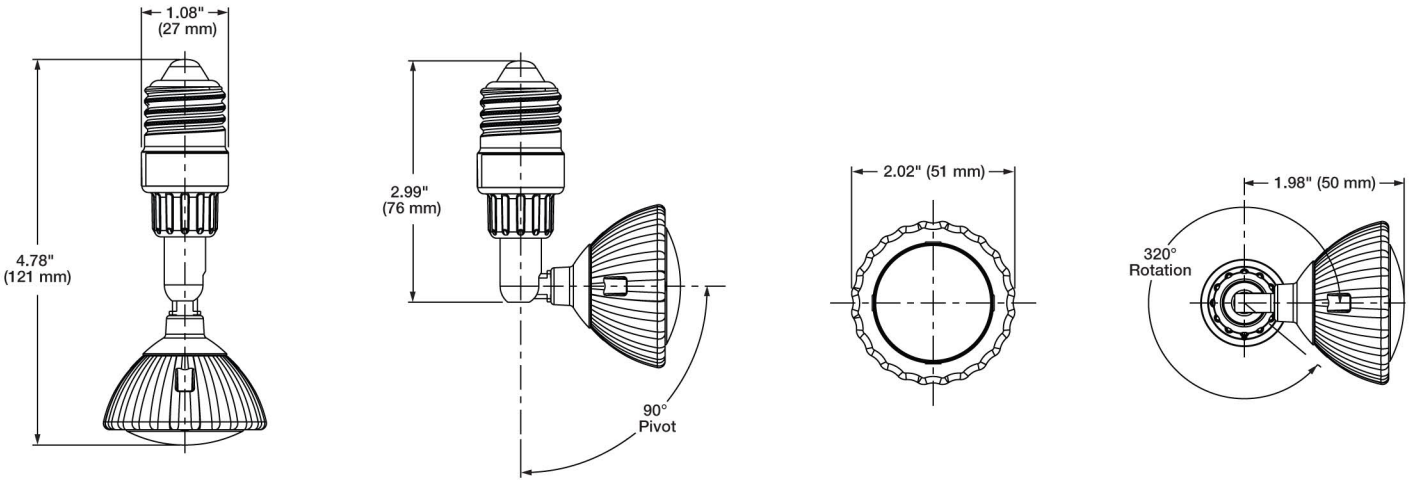


HATCO CORPORATION



Chef LED Light Bulbs

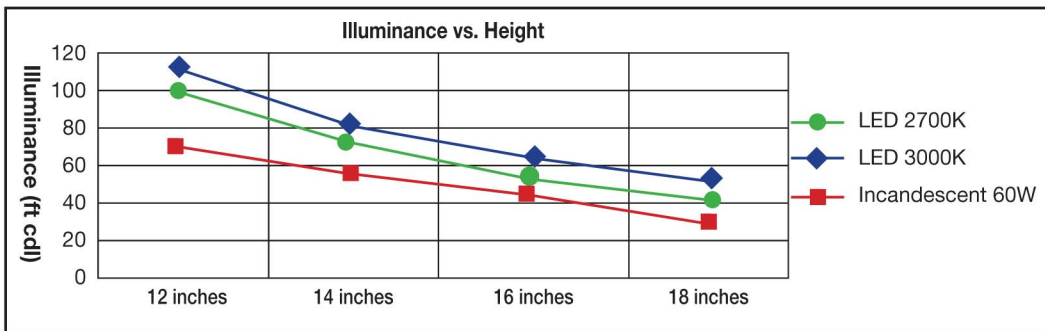
Models: CLED-2700, -3000, -4000



SPECIFICATIONS Chef LED Light Bulb

The shaded areas contain electrical information for International models

Model	Dimensions (Width x Depth x Height)	Closest Lighting Temperature	Average Rated Life	Volts	Kelvin	Watts	mAmps	Standard Bulb Base (Nickel Plated Brass)
CLED-2700	2.02"W x 2.02"D x 4.78"H (51 x 51 x 121 mm)	Incandescent	25,000	120	2700	4.5	37.5	E-26
				230	2700	4.5	19.6	E-27
CLED-3000	2.02"W x 2.02"D x 4.78"H (51 x 51 x 121 mm)	Halogen	25,000	120	3000	4.5	37.5	E-26
				230	3000	4.5	19.6	E-27
CLED-4000	2.02"W x 2.02"D x 4.78"H (51 x 51 x 121 mm)	Florescent Tube	25,000	120	4000	4.5	37.5	E-26
				230	4000	4.5	19.6	E-27



PRODUCT SPECS Chef LED Light Bulb

The Chef LED Light Bulb shall be model ... as manufactured by the Hatco Corporation, Milwaukee, WI 53234 U.S.A.

The Chef LED Light Bulb shall be rated at ... volts, ... watts and be ... kelvins. It shall come standard with a nickel plated brass bulb base and an aluminum housing

that rotates up to 320° while pivoting up to 90°, polycarbonate lens and coated PCB board designed to operate in hot environments for up to 25,000 hours. Warrantied for one year.

24/7 parts and service assistance (U.S. and Canada only).

HATCO CORPORATION