
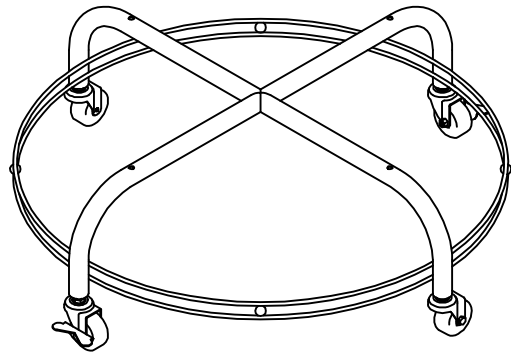


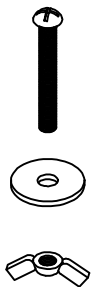
Hubert Mobile Dump Displayers



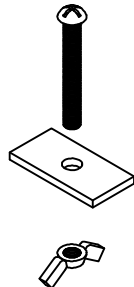
Ⓐ Basket
1 PCS



Ⓑ BASE
1 PCS




For Small Size Displayer




For Big or Medium Size Displayer

Ⓒ Hardware
4 SETS

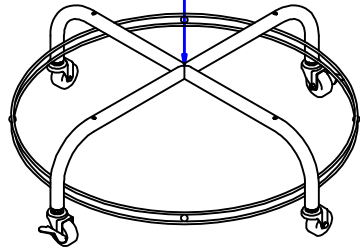


Overall View


Hubert Mobile Dump Displayers



Put Basket onto Base
Make sure they are centered



STEP 1




Square spacer

Claw Nut


Insert the screw into hole of tube
Make sure the square spacer is on the
top of basket wire and the claw nut
in the bottom of round tube.

STEP 2



Tighten the screws

STEP 3



STEP 4