














### ASSEMBLY INSTRUCTIONS

- ①  1. Locking Caster x 2
  - ②  2. Caster x 2
  - ③  3. Lower Body x 2
  - ④  4. Upper Body x 2
  - ⑤  5. Connecting Rod x 4
  - ⑥  6. Short Connecting Rod x 2
  - ⑦  7. Frame Stator x 4
  - ⑧  8. Drip Tray
  - ⑨  9. Short Bolt(M10X25)x 8
  - ⑩  10. Long Bolt(M10X65)x 4
  - ⑪  11. Allen Bolt x 4
  - ⑫  12. Allen Wrench (M3)
- TOOLS NEEDED (NOT INCLUDED)
-  17mm Wrench

