
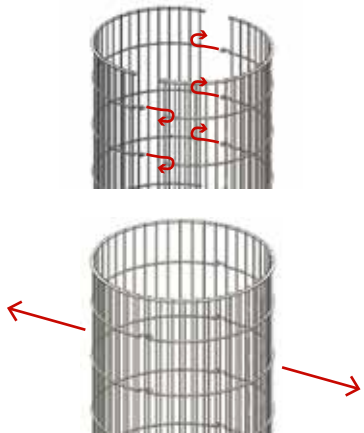


ASSEMBLY INSTRUCTIONS




① Hook two Half Body pieces to each other, as shown below. Pull two pieces in opposite directions until every hook is fully engaged.



② Snap wire ring into brackets on each leg of frame.



③ Insert shelf at an angle to fit, latching wider hooks onto support wires first, then narrower hooks second. Shelf can sit on 4 middle support wires.



④ Install sign holder at desired height by hooking onto corresponding ring.

