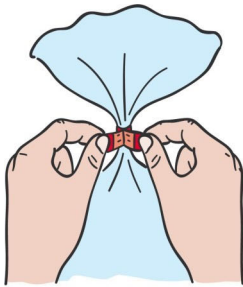




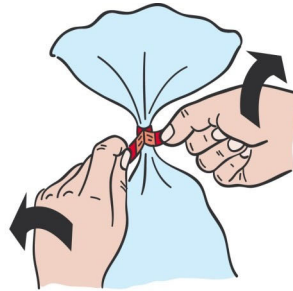
TAMPER EVIDENT

RESEALABLE

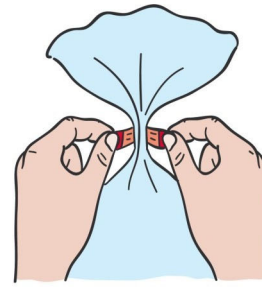
OPEN



1. Grab each side of the tab

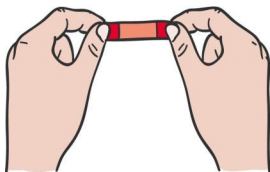


2. Tear paper part of seal in Half

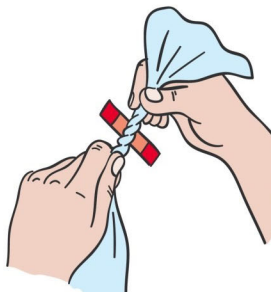


3. Pull apart seal by using tabs to open.

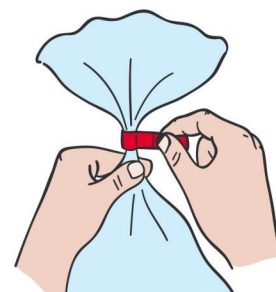
CLOSE



1. Remove Seal from bag.
Place on counter top
sticky side up.



2. Twist bag 3 to 4 times.
Place the twisted part of bag
on the seal.



3. Pinch Seal together
to close. Seal will stay
closed until next use.

For additional information, contact 866-958-4666 or visit www.innoseal.com.

