
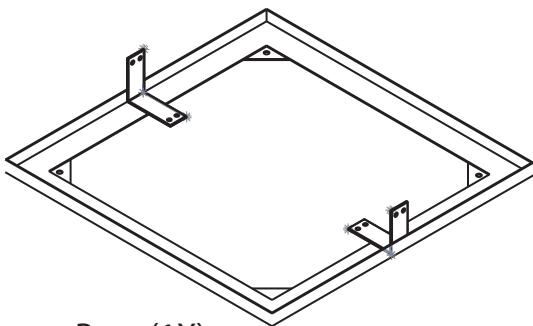
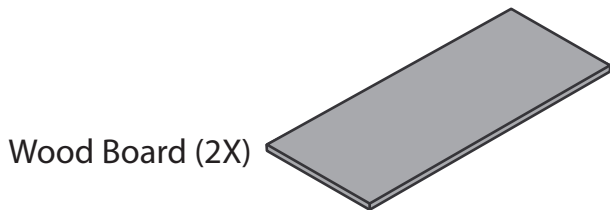


Assembly parts list:

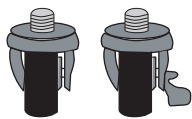
 machine screw (8X)



Slatwall Frame (1X)



Base (1X)



Castors (4X)
2 locking

Step 1

Attach castors by sliding stem through bottom tapped corner bracket

Step 2

Attach base to slatwall frame with 4x screws per side

