




WORK TABLE OPTIONS

INCREASE PRODUCTIVITY

WITH RETRO-FITTING
WORK TABLE OPTIONS


Designed to improve efficiency and promote convenient work-flow, these options feature a **Lifetime Guarantee Against Rust and Corrosion**, and a **Five-Year Guarantee on Workmanship and Material Defects**. All options are engineered for heavy use, and have been proven effective in actual working environments.

Table Mounted Aluminum Boat Rack




Structural aluminum mesh is welded to the tubular frame. Cantilever design supports the rack from the rear providing unobstructed access to a saw or wrap-station positioned on either side of the table. Easily adjustable to a 10° rear tilt.

MODEL#	SIZE (W-L)	WT.
120T	15" x 36"	14lb
1371T	15" x 48"	16lb
1372T	15" x 60"	18lb
1373T	15" x 72"	21lb
1374T	15" x 96"	24lb
1375T	15" x 120"	28lb




L-Type Ceiling Mount Boat Rack



Offers the same durable construction of the table mount model in a ceiling mount design. Telescoping mount enables easy height adjustment during installation.

MODEL#	SIZE (W-L)	WT.
1373CL	15" x 72"	20lb
1374CL	15" x 96"	21lb

Wall Mounted Aluminum Boat Rack



The Wall Mounted Boat Rack offers the same durable aluminum mesh construction of table mount model and is removable from its sturdy all aluminum wall brackets for easy cleaning.

The Boat-Rack divider works equally well on this design.


MODEL#	SIZE (W-L)	WT.	MODEL#	SIZE (W-L)	WT.
120W	15" x 36"	11lb	1373W	15" x 72"	18lb
1371W	15" x 48"	13lb	1374W	15" x 96"	21lb
1372W	15" x 60"	15lb	1375W	15" x 120"	25lb

T-Type Ceiling Mount Boat Rack

T-type ceiling mount Boat Rack is for center station applications. It provides storage on the front and back sides alike. Telescoping ceiling mount enables convenient height adjustment during installation.

MODEL#	SIZE (W-L)	WT.	
1373CT	29" x 72"	28lb	Provides twice the storage space of the L-type Model.
1374CT	29" x 96"	32lb	

Boat Rack Divider




All-aluminum tubular boat rack divider allows for efficient separation of boats and provides additional stability for tall stacks. Slides easily from side to side to accommodate varying boat sizes.

MODEL#	WT.
1378	11lb.



WORK TABLE OPTIONS


Removable Aluminum Undershef



This easily removable undershef provides durable storage and convenience. It features a rearward marine edge and a shin-saving, 6" frontal recession.

MODEL#	FITS FRAME #	WT.	MODEL#	FITS FRAME #	WT.
24-US-36	24-F-36	9lb	30-US-36	30-F-36	12lb
24-US-48	24-F-48	11lb	30-US-48	30-F-48	14lb
24-US-60	24-F-60	13lb	30-US-60	30-F-60	17lb
24-US-72	24-F-72	16lb	30-US-72	30-F-72	20lb
24-US-84	24-F-84	18lb	30-US-84	30-F-84	23lb
24-US-96	24-F-96	20lb	30-US-96	30-F-96	25lb

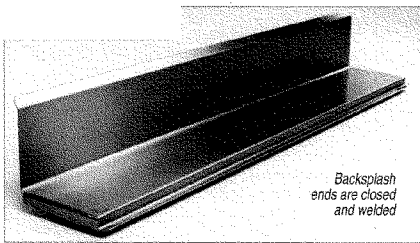
Platter Holder



Equally beneficial for meat and bakery applications, this undertable platter holder puts platters and bun pans at your fingertips. Constructed of heavy duty aluminum and can be quickly removed for easy cleaning.

MODEL#	SIZE (W-L)	WT.
1376	30 x 24"	5lb

6" x 6" Stainless Steel Backsplash



Backsplash ends are closed and welded

MODEL#	SIZE (W-H-L)	WT.
1379	6" x 6" x 36"	9lb
1380	6" x 6" x 48"	11lb
1381	6" x 6" x 60"	14lb
1382	6" x 6" x 72"	17lb
1383	6" x 6" x 84"	19lb
1384	6" x 6" x 96"	22lb



Adds the convenience of a third hand and eliminates the concern of product or utensils falling behind the table. Constructed of 16 GA., type 304 stainless steel with closed and welded ends. Removable for easy cleaning even with boat rack or overshef attached.

Aluminum Overshef

This easy to assemble aluminum overshef mounts securely to the work table and is useful for a variety of convenient storage applications. Cantilever design provides unobstructed clearance on both sides of the work table.


MODEL#	SIZE (W-L)	WT.	MODEL#	SIZE (W-L)	WT.
110	12" x 36"	10lb	112	12" x 60"	12.5lb
111	12" x 48"	11lb	113	12" x 72"	14lb

Paper Holder

Provides convenient access to paper. Constructed of 1/4" x 1" aluminum, the paper holder quickly attaches to the Boat Rack and is removable for easy cleaning.

MODEL#	SIZE (W-H-L)	WT.	Notes
1375	12" x 5" x 31"	3lb	Requires Boat Rack option to mount.

Utility Drawer



This durable thermoplastic utility drawer is removable for easy cleaning and features a rugged aluminum handle and glide stop. Simple installation with included hardware.

MODEL#	SIZE (W-L)	WT.
1377	13"x18"	10lb

"The toughest people in the business love to push us around."

New Age Industrial Corp., Inc.
P.O. Box 384
Norton, Kansas 67654

