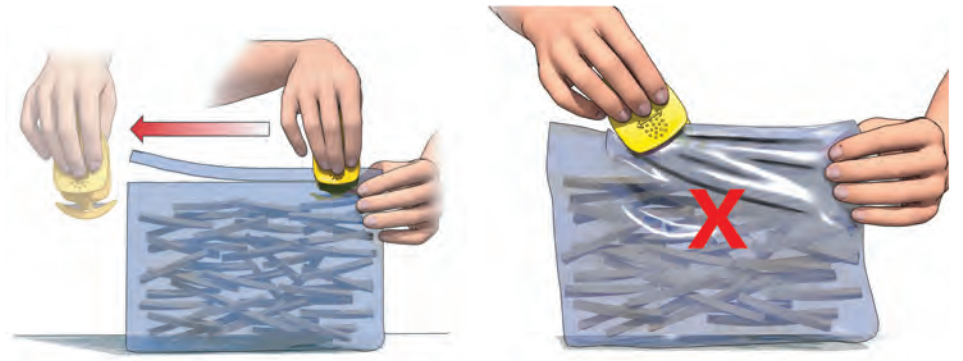


VIPER® PRO



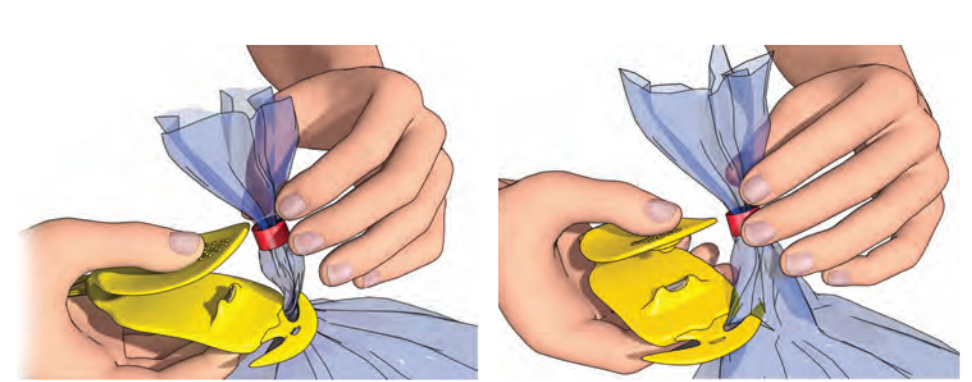
CENTER BLADE CUT



Gently **SQUEEZE** Viper Pro jaws together and **SLIDE** away from body to make cut along the top of the material

Keep Viper Pro **LEVEL** to avoid snagging the material

HOOK BLADE CUT

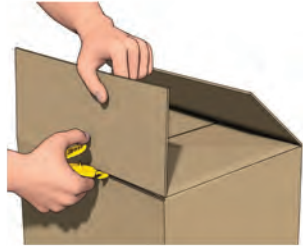


ALIGN material with cut channel and **PULL** Viper Pro through the material


Use piercing arm to **HOOK/PIERCE** material and **DRAG** Viper Pro along desired line of cut

OTHER USES

OTHER USES



Box Cutting

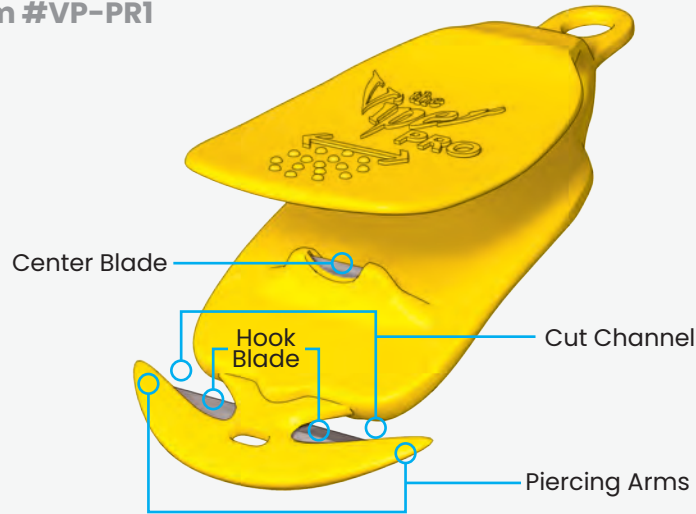


Box Straps



Shrink Wrap (Pallet)

Item #VP-PR1



Products that provide "cut resistance", "cut protection" and/or "puncture resistance" DO NOT completely prevent or eliminate the potential for cuts or punctures. ALWAYS use approved personal protective equipment when handling sharp tools per your company's policies.

Training video available at spellboundinc.com/viperpro in the Videos tab

CAUTION - Sharp Blade
If a knife does not work correctly or the blade is dull, dispose of knife properly!