

Glass Door Merchandiser

Glass Door Merchandiser

Swing Door Models

* Self-Closing Doors

Every Turbo Air multi-door display refrigerator features our exclusive magic close door design with a stay open feature.

* Complete Interior Lighting

Strategically placed, safely shielded fluorescent light ensures that all of your products will be adequately illuminated for maximum display effect.

* Engineered for Energy Savings

Turbo Air refrigerators keep your products cold without costing you a fortune in electricity. Our compressors are highly efficient and quiet. Our refrigerator walls are insulated with a high-density, closed cell, expanded polyurethane foam which offers a high insulation factor. Even our doors have a special film between the layers of glass to keep the cold in and the heat out.

All of these features add up to a quicker pull-down time, less compressor run time and greater savings on electricity!

* Fully Adjustable Wire Shelves

Our fully adjustable wire shelves are made from heavy gauge metal wire, specially treated and layered with a non-corrosive coating.

* Refrigerated Glass Door Merchandiser

Turbo Air's freshly refined design maximizes the display effect.



*Shown with optional shelf organizers



Model	Swing Door	CU./FT.	#of Shelves	HP	AMPS	Weight	L D H	List Price
TGM-5R	1	5	3	1/10	2.2	75	18.9 x 23.6 x 33.7	1,153.00
TGM-11RV	1	11	4	1/4	5.4	137	23.6 x 24.8 x 63.7	2,044.00
TGM-14RV	1	14	4	1/4	6.3	168	23.6 x 26.1 x 73.9	2,252.00
TGM-22RV	1	22	4	1/4	7.6	225	28.7 x 30.2 x 79.7	2,771.00

CABINET INTERIOR/EXTERIOR SPECIFICATIONS

MODEL	TGM-5R	TGM-11RV	TGM-14RV	TGM-22RV
Exterior Dimensions(LxDxH)	18 ²⁹ / ₃₂ x23 ¹⁹ / ₃₂ x33 ²¹ / ₃₂	23 ⁵ / ₈ x24 ¹³ / ₁₆ x63 ³ / ₄	23 ⁵ / ₈ x26 ¹ / ₁₆ x73 ¹⁵ / ₁₆	28 ³ / ₄ x30 ¹ / ₄ x79 ⁷ / ₈
Interior Dimension(in)	16 ⁵ / ₃₂ x16 ³¹ / ₃₂ x29 ³ / ₁₆	18 ¹⁵ / ₁₆ x19 ¹¹ / ₁₆ x44 ²¹ / ₃₂	19 ¹ / ₃₂ x19 ¹⁵ / ₁₆ x57 ¹⁷ / ₃₂	24 ¹ / ₁₆ x23 ⁵ / ₈ x62 ¹ / ₈
Compressor	1/10HP	1/4HP	1/4HP	1/4HP
Power	115V/60Hz	115V/60Hz	115V/60Hz	115V/60Hz
Amp	2.2 A	5.4 A	6.3 A	7.6 A
Power Cord Length	6.4 ft	5.5 ft	5.0 ft	5.0 ft
Plug-in installation	NEMA 5-15P	NEMA 5-15P	NEMA 5-15P	NEMA 5-15P
Net Weight	75lbs	137lbs	168lbs	225lbs
Weight after packing	79.4lbs	174.2lbs	195.5lbs	264.6lbs
Shelves	4EA	4EA	4EA	4EA
Shelf size	A:16.1x14.3 B:16.1x15.7 C:16.1x9.1	20.2x14.5	A:20.4x16.9 B:19.5x16.9	25.5x19.4
Bottle Capacity	Full Load Line	114	150 120	280

* Simple Maintenance

All refrigeration systems are on slide out rails to make maintenance and service easier. Our internal systems are positioned for easy access and repair.

* Options

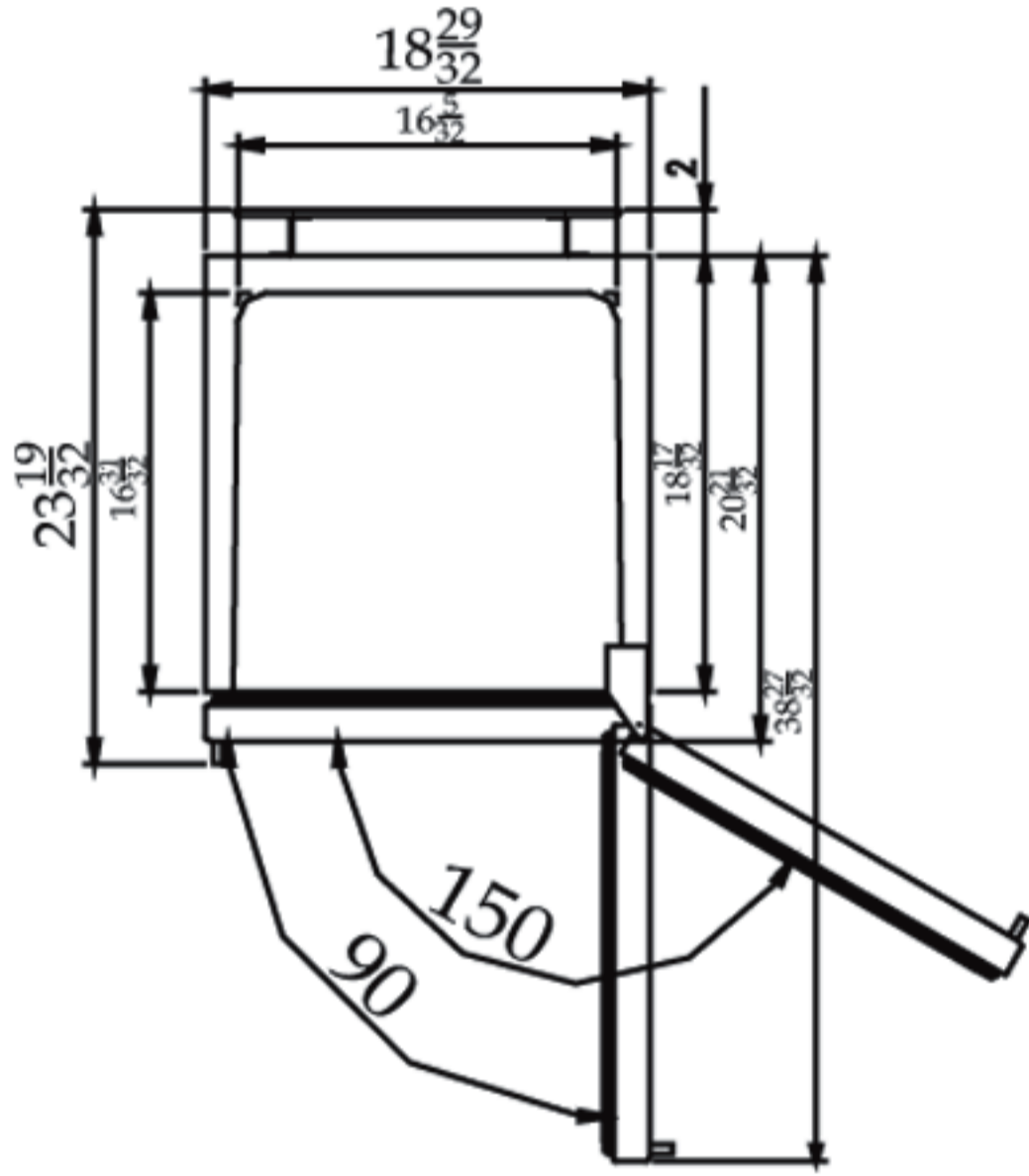
Casters
Customized graphics & colors available in quantity
Gravity feed merchandising racks

* Holds 33°F~38°F

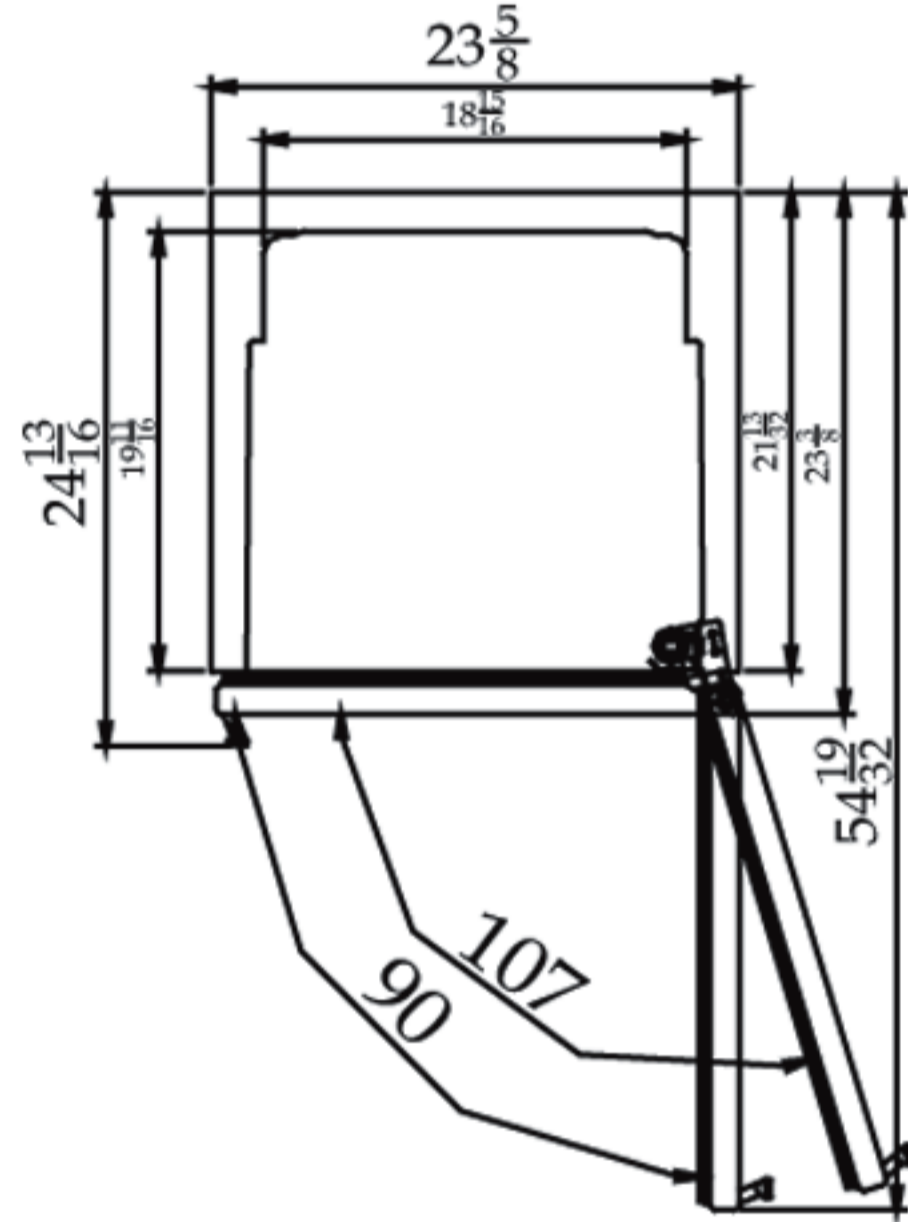
* Foamed With Polyurethane
High-density Cell Insulation
(CFC Free)

*Design and specifications can be changed without prior notice for product improvement.

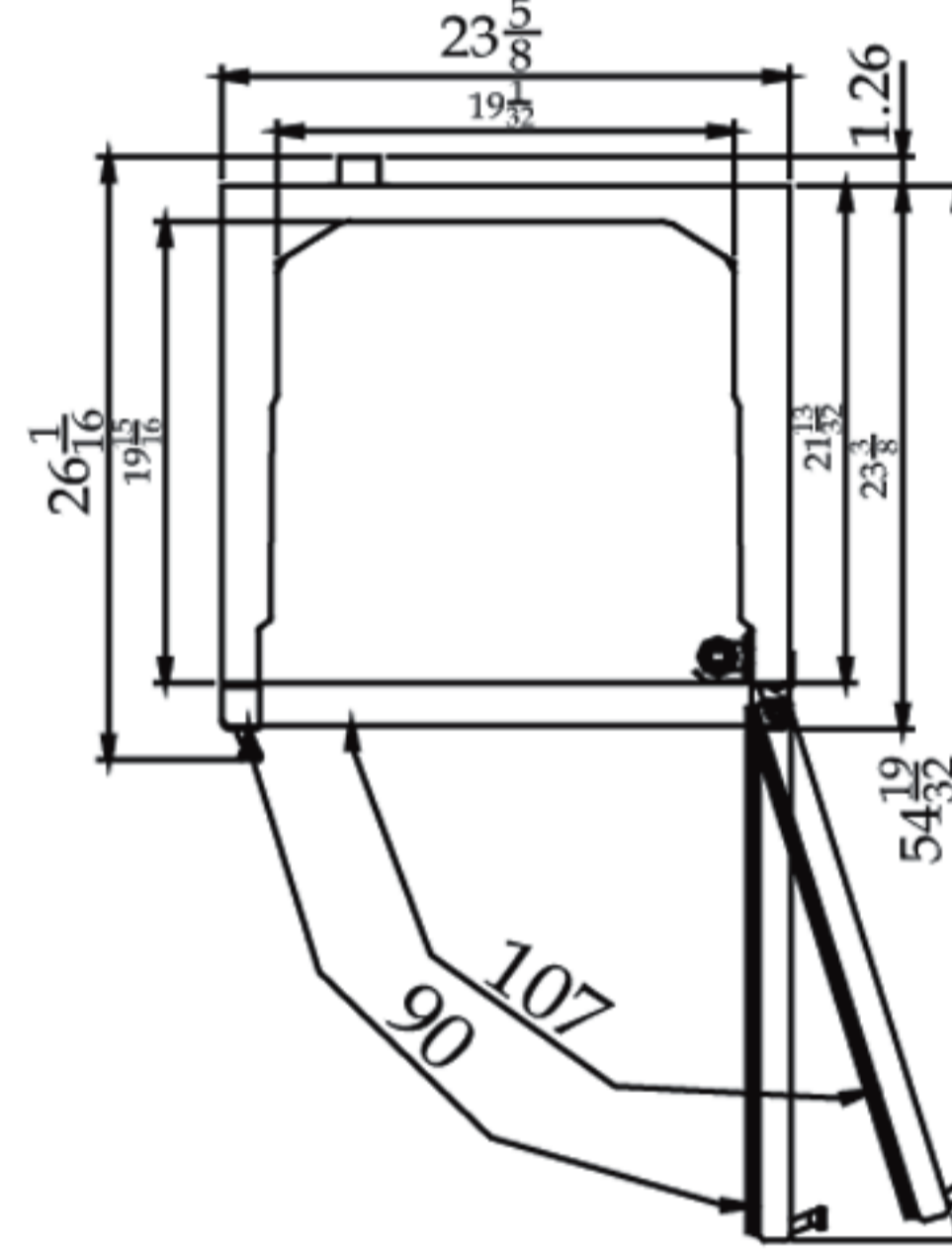
TGM-5R PLAN VIEW



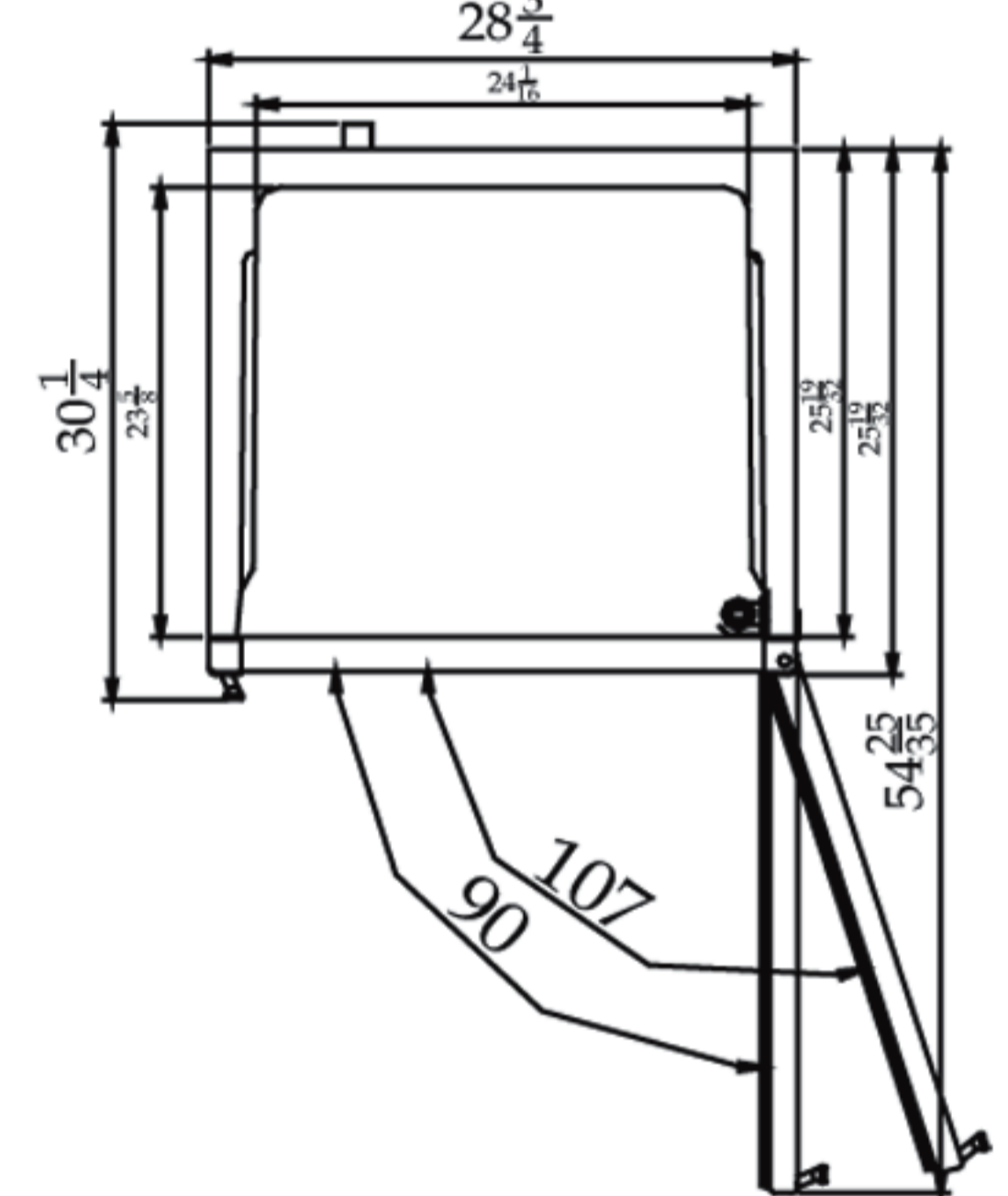
TGM-11RV PLAN VIEW



TGM-14RV PLAN VIEW

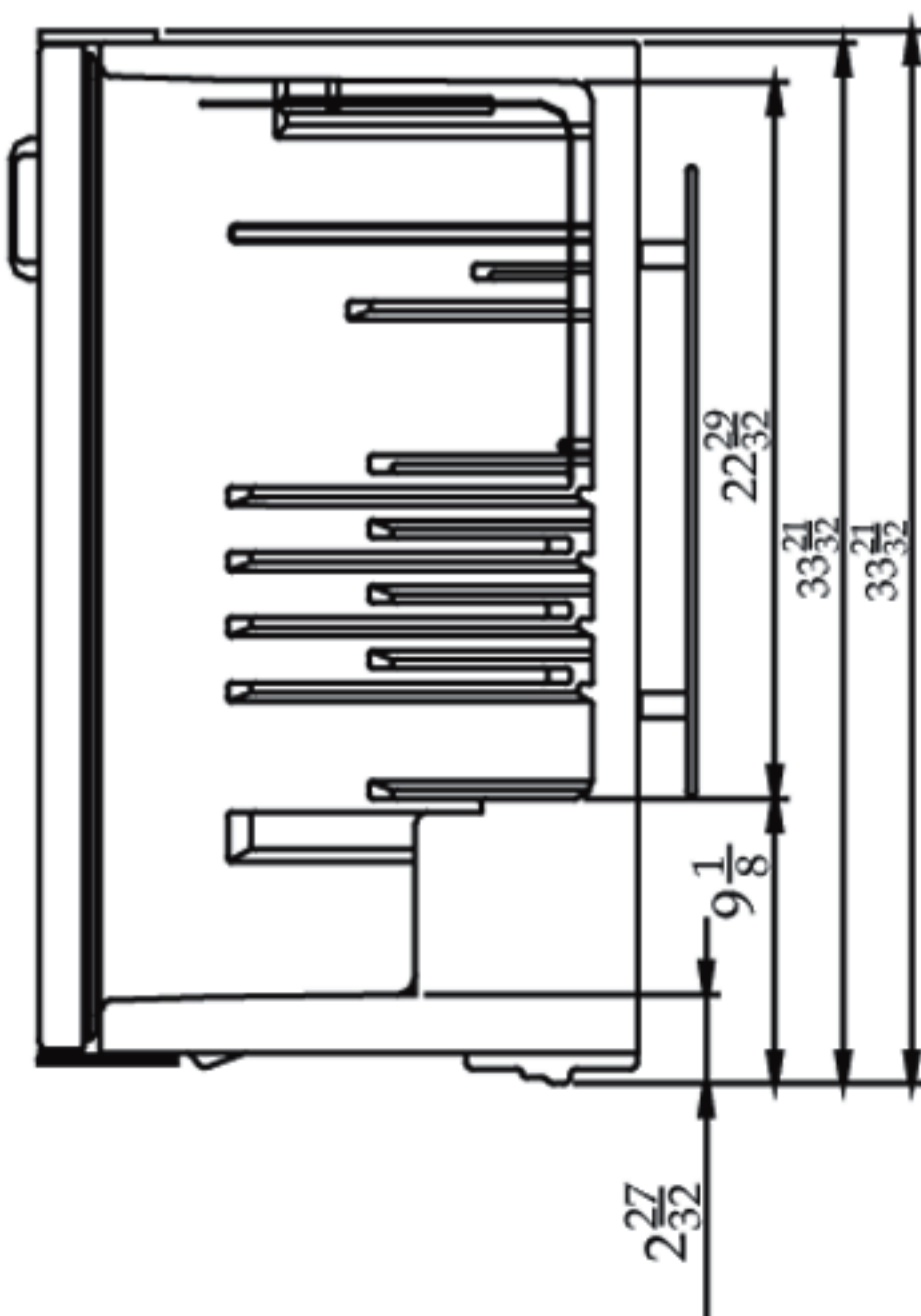


TGM-22RV PLAN VIEW

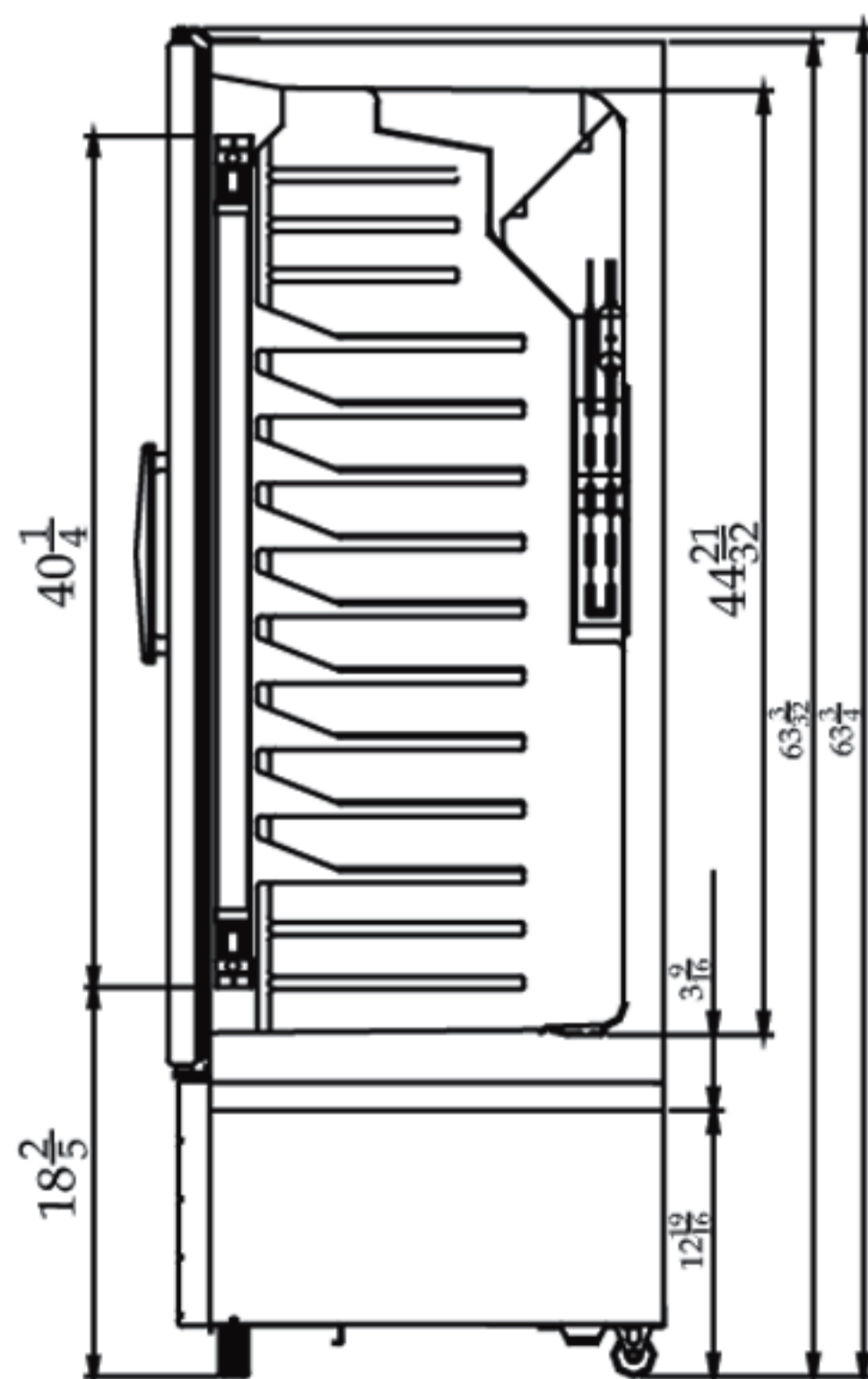


(unit : inch)

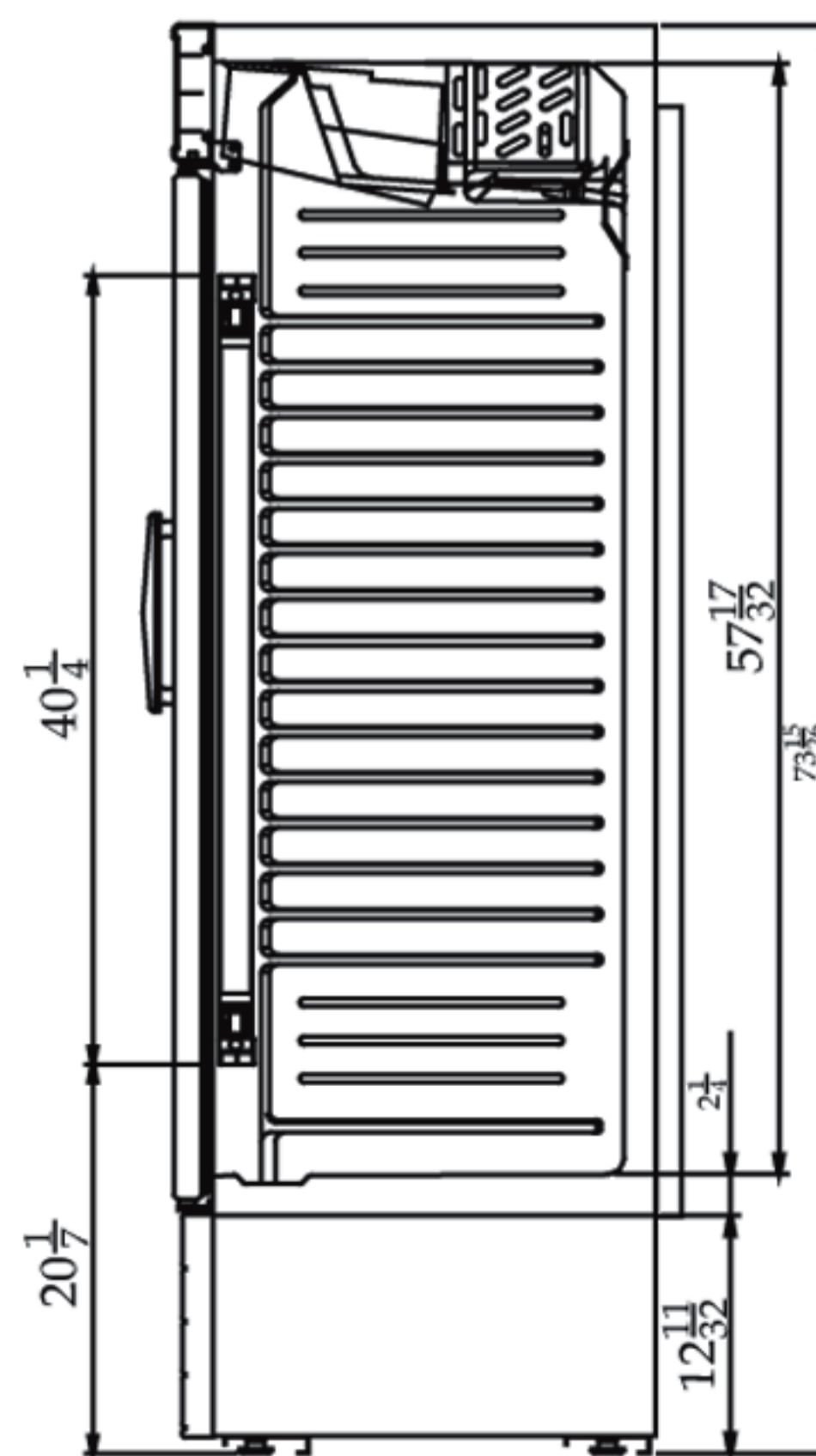
TGM-5R SIDE VIEW



TGM-11RV SIDE VIEW



TGM-14RV SIDE VIEW



TGM-22RV SIDE VIEW

