



STANDARD Mobile Grab & Go Carts

“Merchandise, serve & sell conveniently in a mobile kiosk setting”
Base model carts to customize as needed

Made in America



CBC-GG-B4-L_ :
Grab & Go Cart with 4 Bays & 2 Merchandising Shelves



CBC-GG-B3-L_ :
Grab & Go Cart with 3 Bays & 1 Large Merchandising Shelf

CBC-GG-B2-L_ :
Grab & Go Cart with 2 Bays & 2 Merchandising Shelves



COMMON FEATURES

- Stainless steel construction with one handle
- Silent casters (2 with locking brakes; 2 with directional locks)
- Clad-Rex™ laminate panels **OR** stainless panels on all sides **OR** optional custom graphics
- Stainless steel Grab & Go merchandising shelves on top to serve from both sides. (CBC-GG-B3 models have one large merchandising shelf)
- A full size, 2-1/2" high stainless pan holder anchors each bay
- Safety shield on both sides
- Flip-up shelf
- Ideal height for serving school meals
- Optional heat packages, locking doors and adjustable inner shelves available
- Other options and heights available
- Freight class 250. Not UPS-able; must ship by truck. FOB 06098
- 1 year limited warranty on carts (in 48 contiguous states); 30 day initial defect warranty on laminate panels
- Patented

MobileServ® is a registered trademark of Cadco, Ltd.

*Custom graphics available, contact Cadco with artwork.
For 3-D views of carts, visit Cadco-Ltd.com*

Carts may be custom built to your specifications. Please contact Cadco directly.

For more information, please contact Cadco, Ltd, 200 International Way, Winsted, CT 06098
Tel. (860)738-2500 ● Fax (860) 738-9772 ● E-mail: info@cadco-ltd.com ● Web site: cadco-ltd.com



Standard Mobile Grab & Go Carts



CBC-GG-B4-L4



CBC-GG-B3-L5



CBC-GG-B2-7

Front & Side Panels Colors & Materials (refer to Cart Model Numbers)



-L1 LAMINATE



-L3 LAMINATE



-L4 LAMINATE



-L5 LAMINATE



-L6 LAMINATE



-L7 LAMINATE

(Allergen-free color code)



-LST STAINLESS



CUSTOM GRAPHICS

-L1: Chestnut: Varying hues of bronze with red undertones

-L3: Grey: Medium bluish grey with brown accents

-L4: Navy: Dark blue with reddish brown accents

-L5: Cherry: Dark cherry woodgrain

-L6: Black: Solid, slightly textured black laminate

-L7: Purple: Solid, slightly textured purple

(Allergen-free color code)

-LST: Stainless: Stainless panels

OPTIONAL CUSTOM GRAPHICS: Vinyl decal panels OR magnets - see Optional Accessories below

Printed laminate colors are approximate. For maximum accuracy, contact Cadco for a no-charge color chip.

Model	Description (Panholder Depth)	Bays	Unit Dim. W" x H" x D"	Unit Wt. (lbs.)	Ship Wt. (lbs.)	UPC
MODELS WITH 4 BAYS						
CBC-GG-B4-L1	2-1/2" deep	4	85 1/4* x 57 x 31 1/4	230	400**	654796-99264-5
CBC-GG-B4-L3 (654796-99265-2)		CBC-GG-B4-L4 (654796-99266-9)		CBC-GG-B4-L5 (654796-99267-6)		
CBC-GG-B4-L6 (654796-99268-3)		CBC-GG-B4-L7 (654796-99269-0)		CBC-GG-B4-LST (654796-99270-6)		
MODELS WITH 3 BAYS						
CBC-GG-B3-L1	2-1/2" deep	3	74 1/2* x 60 x 30	215	400**	654796-99257-7
CBC-GG-B3-L3 (654796-99258-4)		CBC-GG-B3-L4 (654796-99259-1)		CBC-GG-B3-L5 (654796-99260-7)		
CBC-GG-B3-L6 (654796-99261-4)		CBC-GG-B3-L7 (654796-99262-1)		CBC-GG-B3-LST (654796-99263-8)		
MODELS WITH 2 BAYS						
CBC-GG-B2-L1	2-1/2" deep	2	63 1/4* x 57 x 31 1/4	178	297**	654796-99825-8
CBC-GG-2-L3 (654796-99826-5)		CBC-GG-2-L4 (654796-99827-2)		CBC-GG-2-L5 (654796-99828-9)		
CBC-GG-2-L6 (654796-99829-6)		CBC-GG-2-L7 (654796-99830-2)		CBC-GG-2-LST (654796-99832-6)		

*with flip-up shelf open

**Shipping weights include weight of shipping skids & shipping frames - approx. 137 lbs. on CBC-GG-4 / 122 lbs. on CBC-GG-B3/ 107 lbs. on CBC-GG-2

CBC-GG-B4 Models: Carton + skid dim.: W:42", H:66", D:72". Carton + Skid Cube: 115.5 cft.

CBC-GG-B3 Models: Carton + skid dim.: W:76", H:73", D:40". Carton + Skid Cube: 128.4 cft.

CBC-GG-B2 Models: Carton + skid dim.: W:42", H:66", D:48". Carton + Skid Cube: 77 cft.

See Accessories pages following for many great add-ons to customize your cart!



Accessories for Standard Mobile Grab & Go Carts

Customize your cart to fit your needs & budget



HEAT PACKAGES for CBC-GG-B CARTS

- Separate 120V electric variable heat control for each bay
 - Register outlet on flip-up shelf side
- Each full size bay has (2) 2-1/2" deep 1/2 size steam pans & clear polycarbonate rolltop lid
- 120V/1650W / 13.75A
- UL Safety & Sanitary, C-UL
- Factory installed during cart build



GG-HT3

GG-HT4: For CBC-GG-B4 Carts (4 bays); **GG-HT3:** For CBC-GG-B3 Carts (3 bays); **GG-HT2:** For CBC-GG-B2 Carts (2 bays)

LOCKING SECURITY DOORS FOR CBC-GG-B CARTS



GG2-SD

- Stainless doors with lock and two keys
- Factory installed during cart build

GG4-SD: For CBC-GG-B4 Carts (Swing open doors)

GG3-SD: For CBC-GG-B3 Carts (Sliding doors)

GG2-SD: For CBC-GG-B2 Carts (Sliding doors)

ADJUSTABLE INNER SHELVES FOR CBC-GG/B CARTS



GGAS-3/ GGAS-4

- Stainless steel
- May be attached by end-user
- Freight class 200

GGAS-4: For CBC-GG-4 Size Carts (2 shelves/ half width)

GGAS-3: For CBC-GG-3 Size Carts (2 shelves/ half width)

GGAS-2: For CBC-GG-2 Size Carts (1 shelf/ full width)

FLIP-UP OUTER SHELF



FUS-1R: Flip-up Outer Shelf

(for right side of cart - user view)

- Flips up & locks for use; flips down for storage
 - One 22" W x 25-3/4" D stainless shelf
 - Adds 19" to cart width when up
 - Factory installed during cart build

JUNCTION BOX



C-JB: Junction Box for Carts with Heat

- Provides additional 120V outlet inside cart for other appliances
 - (1 outlet used by cart hot bays & register outlet; available power depends on power draw of cart & register outlet)
- Factory installed during cart build

PNEUMATIC WHEELS



PW-4: Outdoor Pneumatic Wheels Kit

- Set of (4) 8" diameter wheels w/ locks
 - Rubber wheels w/ steel hardware
 - 10" floor clearance
- Factory installed during cart build

CUSTOM GRAPHICS PANELS

- Set of vinyl decal panels for front & sides of cart
- See cadco-ltd.com for artwork guidelines & template library
- Factory installed during cart build

CG-S: for CBC-GG-2/B2, CBC-HH, SDCX, BC-4, BC-2 Carts

CG-M: for CBC-GG-B3, CBC-HHH, CBC-DC, CBC-PHRX Carts

CG-L: for CBC-GG-4/B4, CBC-HHHH, BC-3 Carts



CUSTOM MAGNETS (for carts with stainless or Clad-Rex™ front & side panels)

CM-LOGO: Set of 2 small (up to 144 sq. in. ea.) magnets

1 magnet to fill front panel of cart:

CM-FRONT-L: for CBC-GG-4/B4 carts; **CM-FRONT-M** for CBC-GG-B3 carts; **CM-FRONT-S** for CBC-GG-2/B2 carts

LIDS & STAINLESS STEAM PANS (• UL Sanitary) & FALSE BOTTOMS (• NSF)



C-DPF2-HD

C-DPF2-HD: Clear Rolltop Lid

- Fits full size steam pan
- Eastman Tritan™ copolyester
- Corrosion-resistant metal hinges



CL-2

CL-2: Half Size Clear Lids Accessory Pack

- 2 clear polycarbonate lids for 1/2 size pans



CL-3

CL-3: Third Size Clear Lids Accessory Pack

- 3 clear polycarbonate lids for 1/3 size pans



SPL-2P

SPL-2P: Half Size Steam Pan with Clear Lid

- 1/2 size (2-1/2" deep) stainless pan w/clear lid



SPL-3P

SPL-3P: Third Size Steam Pan with Clear Lid

- 1/3 size (2-1/2" deep) stainless pan w/clear lid



CDT-3



CDT-3 in Use



CDT-2

FALSE BOTTOMS

- Hold food above pan bottom for draining and/or keeping food moist
- Universal fit for 1/3 and 1/2 size steam pans
 - Stainless steel
 - 1/2" height above pan bottom
 - 3/8" diameter holes

CDT-2: Half Size False Bottom

CDT-3: Third Size False Bottom

STAINLESS PAN HOLDERS & COLD BAY KIT - For All Current Food & Demo Carts

ALL MODELS:

- Hold pans on cart warming surface
 - May be attached by end user
- ONLY for Food Carts built after 9-1-2013 / Demo Carts built after 1/1/2016
 - UL Sanitary

PS-CBC-2: Steam Pan Holder Accessory For 2 1/2" High Pans

- Holds one full size, 2 half size, or 3 third size steam pans

PS-CBC-4: Steam Pan Holder Accessory For 4" High Pans

- Holds one full size, 2 half size, or 3 third size steam pans



PS-CBC-2



PS-CBC-4



PS-CBC-6



PS-CBC-6CP

PS-CBC-6: Pan Holder Accessory for 6" Deep Cold Pans

- Stainless pan holder holds 2 half size 6" deep Cambro® ColdFest™ pans (or equivalent; pans not included.)
- Converts cart hot bay to cold bay.

PS-CBC-6CP: Cold Bay Pan Holder Kit












- Stainless pan holder & 2 half size 6" deep Cambro® ColdFest™ pans with Cambro® lids. Converts cart hot bay to cold bay.



Accessories for Standard Mobile Grab & Go Carts

Customize your cart to fit your needs & budget

ALL MODELS: ● Freight class 200 ● **WARRANTY:** 30 Days initial defect on lids/ pans/ panholders/ false bottoms, graphics; 90 days on inner shelves & wheels installed by end user; 1 year on other factory installed items

<p>HEAT PACKAGES</p>  <p>GG-HT4: For CBC-GG-B4 Carts (4 bays) GG-HT3: For CBC-GG-B3 Carts (3 bays) GG-HT2: For CBC-GG-B2 Carts (2 bays)</p> <p>FUS-1R: FLIP-UP OUTER SHELF</p>  <p>C-JB: JUNCTION BOX</p> 	<p>LOCKING SECURITY DOORS</p>  <p>GG4-SD: For CBC-GG-B4 Carts GG3-SD: For CBC-GG-B3 Carts GG2-SD: For CBC-GG-B2 Carts</p> <p>PW-4: PNEUMATIC WHEELS</p> 	<p>ADJUSTABLE INNER SHELVES</p>  <p>GGAS-4: For CBC-GG-4 Size Carts (2 shelves/ half width) GGAS-3: For CBC-GG-3 Size Carts (2 shelves/ half width) GGAS-2: For CBC-GG-2 Size Carts (1 shelf/ full width)</p> <p>CUSTOM MAGNETS</p> <p>CM-LOGO: Set of 2 small magnets 1 magnet to fill front panel of cart: CM-FRONT-L: for CBC-GG-4/B4 carts CM-FRONT-M: for CBC-GG-B3 carts CM-FRONT-S: for CBC-GG-2/B2 carts</p> 	<p>CUSTOM GRAPHICS PANELS</p>  <p>CG-S: for CBC-GG-2/B2 Carts CG-M: for CBC-GG-B3 Carts CG-L: for CBC-GG-4/B4 Carts</p>
<p>LIDS & STAINLESS STEAM PANS</p>  <p>C-DPF2-HD CL-2 CL-3</p> <p>SPL-2P SPL-3P</p>	<p>FALSE BOTTOMS FOR STEAM PANS</p>  <p>CDT-2</p> <p>CDT-3</p>	<p>STAINLESS PAN HOLDERS & COLD BAY KIT</p>  <p>PS-CBC-2 PS-CBC-4</p> <p>PS-CBC-6 PS-CBC-6CP</p>	

Model	Color	Unit Dimensions	Unit Wt.	Ship Wt.	Carton Dimensions	Cube	UPC#
CDPF-2-HD	Clear	w:21 1/2", h:7", d:13 1/4"	4 lbs.	9 lbs.	w:16 3/4", h:8 1/2", d:22 1/8"	1.82	654796-96121-4
CDT-2	Stainless	w:9 5/32", h:1 1/2", d:11 7/32"	0.9 lb.	1 lb.	w:11", h:3/4", d:15"	0.08	654796-96231-0
CDT-3	Stainless	w:5 9/32", h:1 1/2", d:11 7/32"	0.6 lb.	1 lb.	w:11", h:3/4", d:15"	0.08	654796-96230-3
CG-L	Custom	varies with cart model	-	-	Factory installed on cart	-	654796-99419-9
CG-M	Custom	varies with cart model	-	-	Factory installed on cart	-	654796-99418-2
CG-S	Custom	varies with cart model	-	-	Factory installed on cart	-	654796-99417-5
C-JB	Stainless	w:2 3/8", h:4 1/2", d:1 1/4"	5 lbs.	5 lbs.	Factory installed on cart	-	654796-99280-5
CL-2	Clear	ea.: w:12 7/8", h:2 1/2", d:10 1/2"	2 = 1.3 lbs.	2 = 3 lbs.	w:15", h:5", d:12"	0.52	654796-96117-7
CL-3	Clear	ea.: w:12 7/8", h:2 1/2", d:7"	2 = 1.35 lbs.	3 = 3 lbs.	w:15", h:5", d:12"	0.52	654796-96116-0
CM-FRONT-L	Custom	varies with cart model	5.67 lbs.	7 lbs.	w:5 1/4", h:3 6", d:5 1/4"	0.58	654796-99219-5
CM-LOGO	Custom	varies with logo design	1.13 lbs.	3 lbs.	w:18 3/4", h:1 1/2", d:14 1/2"	0.08	654796-99207-2
CM-FRONT-M	Custom	varies with cart model	4.24 lbs.	6 lbs.	w:5 1/4", h:3 6", d:5 1/4"	0.58	654796-99218-8
CM-FRONT-S	Custom	varies with cart model	3 lbs.	5 lbs.	w:5 1/4", h:3 6", d:5 1/4"	0.58	654796-99217-1
FUS-1R	Stainless	w:22", h:1", d:25 3/4"	20 lbs.	20 lbs.	Factory installed on cart	-	654796-99416-8
GG2-SD	Stainless	w:31", h:26", d:1"	8 lbs.	10 lbs.	Factory installed on cart	-	654796-99271-3
GG3-SD	Stainless	w:47", h:26", d:1"	13 lbs.	20 lbs.	Factory installed on cart	-	654796-99272-0
GG4-SD	Stainless	w:50 1/2", h:26", d:1"	15 lbs.	25 lbs.	Factory installed on cart	-	654796-99273-7
GGAS-2	Stainless	w:30", h:1 1/8", d:28 7/8"	10 lbs.	15 lbs.	w:32", h:3 1/2", d:31"	2	654796-99274-4
GGAS-3	Stainless	ea: w:22 7/16", h:1 1/8", d:25 1/2"	2 = 13 lbs.	20 lbs.	w:24 3/4", h:4 3/4", d:27 1/2"	1.87	654796-99275-1
GGAS-4	Stainless	ea: w:24 3/4", h:1 1/8", d:25 1/2"	2 = 15 lbs.	25 lbs.	w:26 3/4", h:4 3/4", d:27 1/2"	2.04	654796-99276-8
GG-HT2	SS/Clear	n/a - many parts	26 lbs.	30 lbs.	Factory installed on cart	-	654796-99277-5
GG-HT3	SS/Clear	n/a - many parts	34 lbs.	40 lbs.	Factory installed on cart	-	654796-99278-2
GG-HT4	SS/Clear	n/a - many parts	37 lbs.	45 lbs.	Factory installed on cart	-	654796-99279-9
PS-CBC-2	Stainless	w:20 3/4", h:2 1/2", d:14 1/4"	2 lbs.	6 lbs.	w:27", h:3 1/2", d:15"	0.82	654796-99997-2
PS-CBC-4	Stainless	w:20 3/4", h:4", d:14 1/4"	3 lbs.	8 lbs.	w:27", h:4 1/4", d:15"	1.02	654796-99996-5
PS-CBC-6	Stainless	w:20 7/8", h:6 1/2", d:13 7/8"	5.4 lbs.	10 lbs.	w:28", h:9 1/2", d:17 1/4"	2.6	654796-99999-6
PS-CBC-6CP	SS/White	w:20 7/8", h:7", d:13 7/8"	21 lbs.	30 lbs.	w:28", h:9 1/2", d:17 1/4"	2.6	654796-99406-9
PW-4	SS/Black	ea.: w:9", h:10", d:5 1/2"	4 = 29.6 lbs.	4 = 33 lbs.	w:17 1/4", h:11", d:17 1/4"	2.0	654796-99282-9
SPL-2P	SS/Clear	w:12 7/8", h:5", d:10 1/2"	1.95 lbs.	2 lbs.	w:13 1/4", h:3 1/2", d:11"	0.3	654796-96122-1
SPL-3P	SS/Clear	w:12 7/8", h:5", d:7"	1.3 lbs.	2 lbs.	w:13 1/4", h:3 1/2", d:7 1/2"	0.2	654796-96123-8