

GET FUTURE READY SOLUTIONS

welcome **BACK** *to* **SCHOOL**



800.444.3595 fax: 516.921.0538
Send POs to orders@winholt.com



SANITARY SOLUTIONS

STAINLESS STEEL MOBILE HAND SINK



Keep it Sanitary Wash Your Hands!

Efficient solution for areas with restricted or limited availability of plumbing facility, while ensuring appropriate levels of hygiene. Soup dispenser and paper towel rack included. 5 Gallon clean water storage and 6 gallon waste water storage. Faucet blends hot and cold water. 110°F water supplied at .32 GPM

Model
STCT-BHD2426PUMP-KG

Model
STCT-BHD2426PUMP-AEF-KT
Unit with Electronic Eye Faucet



STAINLESS STEEL PEDESTAL HAND SINK WITH FOOT VALVES



Stainless Steel hand sink with two foot valves for hands free operation reducing the spread of viruses and germs. Includes goose neck faucet, basket drain and soap dispenser. Back splash is 7^{3/4}" high, bowl size is 16" x 16", 10" deep. Dimensions: 18^{1/8}" W x 21" L x 41^{1/2}" H



Model
WHPS1616-KT



USA & GLOBAL
MANUFACTURING



Connect this unit to an existing
water fountain for extra sanitation
in the hallway!

SANITIZING CART

Sanitize ALL School Areas Desks, Door Knobs, Cafeteria, etc.

Lightweight aluminum construction makes this cart easy to maneuver in the school. Features top tray, two shelves for additional storage, garbage and paper towel holder. Holds everything you need to keep your school safe and clean. Model D-2032-MP
20-1/2" W x 34-7/32" L x 40-1/8" H



All In One Cleaning
Station To Keep Your
School Sanitary!



orders@winholt.com

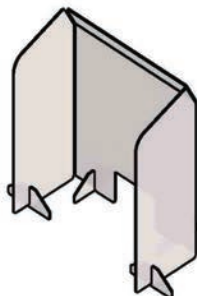
POLYCARBONATE PROTECTION SHIELDS



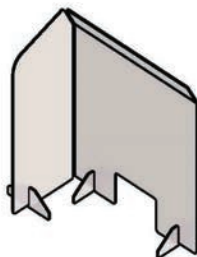
They can be used in any public area to limit contact - Classroom Desks, School Offices, cafeterias any place where students gather and need social distancing, etc.

Dimensions: 30" W x 33" H, side panels are 15" W, Access window is 10" W x 6" H
Clear Polycarbonate 1/4" thick panels Integrated sides optimizes stability. Easy to assemble just add the bottom brackets. Available in 30", 36" and 48" length.

We also design to your exact specification, please reach out for a customer quote!



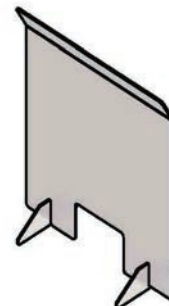
Model
SNG-333015-L-KT



Model
SNG-3330L15-L-KT



Model
SNG-3330R15-L-KT



Model
SNG-3330-L-KT



MEAL SOLUTIONS

STANDARD HEATER PROOFER

MODEL NHPL-1836C-DGT

Non-Insulated Unit, Corner Bumpers
Digital Drawer
Pan Capacity: (35) 18" x 26"
Dimensions: 21"W x 30¾"L x 66½"H

Keep Food Warm- Heater Proofers Forced air design provide even heat distribution. Clear Lexan Door. Easy dual proof/heat control: "Proof/Humidity" mode up to 95% humidity at 110°F(43°C), "Heat" mode: Maximum temperatures up to 180°F (82°C), Electrical: 120 VAC-60 Hz, 14 amps- 1440 Watts- Standard 110 outlet.

Great for keeping
PIZZA warm!



ENCLOSED MOBILE CABINETS



Aluminum enclosed mobile cabinets stores and transports goods, perfect for meal delivery, sanitary and rustproof. All welded reinforced non-insulated aluminum. 1-1/2" spacing between runners. Maneuverable on (4) 5" polyurethane swivel plate double ball race casters.



MODEL EC1840-C

21" W x 27" L x 68" H
Capacity 40 18" x 26" Trays

MODEL EC1816-C

21" W x 27" L x 32"
Capacity 16 18" x 26" Trays

MODEL EC1824-C

21" W x 27" L x 44"
Capacity 24 18" x 26" Trays

MODEL EC1832-C

21" W x 27" L x 56"
Capacity 32 18" x 26" Trays



orders@winholt.com

USA & GLOBAL
MANUFACTURING



PAN RACK ALL WELDED

MODEL AL-1820B



Heavy duty aluminum frame with welded angle slides, 3" spacing between runners. 5" polyurethane swivel stem casters.

Capacity: (20) 18" x 26" sheet pans, Wt. capacity per runner 30lbs

Dimensions: 21"W x 26"L x 69¾"H

HD PAN RACK REINFORCED UPRIGHTS

MODEL AL-1820B-XB



Heavy duty aluminum frame with welded angle slides, 3" spacing between runners. 5" polyurethane swivel stem casters.

Capacity: (20) 18" x 26" sheet pans, Wt. capacity per runner 60lbs

Dimensions: 21"W x 26"L x 69¾"H

Standard lead time applies.



PAN RACK COVER CLEAR

Use Model SRC-583Z rack cover to protect meals during transport while preserving freshness. Keep it safe!

Great for
delivering
packaged lunches



SNACK OR MEAL DELIVERY CART



Efficient solution for classroom delivery. Constructed of aluminum makes it light weight and easy to maneuver. Features: writing utensil tray, paper bag holder, hooks for plastic bags- making for a perfect station. Bumpers prevent damage to school fixtures, two shelf structure allows for additional storage and totes.



Put Your School
Name Here



Bag Holder
Hooks

MODEL ALMCS-36-224-RCUH-HF

Dimensions: 24"W x 45¾"L x 26¾"H



MEAL SOLUTIONS

STAINLESS STEEL UTILITY CARTS

All welded design, great cart for healthcare, schools, hotels and correctional facilities (ask about the correctional package add-on). 16 Gauge shelves and tubing. . Picture shown with two shelves.



Heavy Duty - Rolling Capacity - 2800lbs

Two Shelves

MODEL UC-2-1832SS

18" W x 38" L x 37½" H

MODEL UC-2-2133SS

21" W x 39" L x 37½" H

MODEL UC-2-2149SS

21" W x 55" L x 37½" H

Three Shelves

MODEL UC-3-1832SS

18" W x 38" L x 37½" H

MODEL UC-3-2133SS

21" W x 39" L x 37½" H

MODEL UC-3-2149SS

21" W x 55" L x 37½" H

Heavy Duty

2 Shelves



Medium Duty - Rolling Capacity - 1200lbs

Two Shelves

MODEL SSUC-2-1832-1H-45H

18" W x 37" L x 44½" H

Light Duty - Rolling Capacity - 800lbs

Three Shelves

MODEL SSUC-3-2453-35H

24" W x 54" L x 35" H

Medium Duty

Three Shelves



Light Duty
Three Shelves



ALUMINUM UTILITY CARTS

Three Shelves

MODEL UC-3-1832-AL

18" W x 37" L x 44½" H

HEAVY DUTY QUEEN MARY BANQUET CARTS



All welded construction in stainless steel or aluminum. Standard shelf configuration, 3 lips flanged up and front lip down. Wrap around bumper and welded handle. 3 shelf- 27" between shelves, 4 shelf- 17^{19/32}" between shelves, 5 shelf- 13^{1/2}" between shelves. Standard lead time applies.



Stainless Steel

MODEL BNQT-3-SS

28" W x 60" L x 65¾" H, 3 SHELVES

MODEL BNQT-4-SS

28" W x 60" L x 65¾" H, 4 SHELVES

MODEL BNQT-5-SS

28" W x 60" L x 65¾" H, 5 SHELVES

Aluminum

MODEL BNQT-3

28" W x 60" L x 65¾" H, 3 SHELVES

MODEL BNQT-4

28" W x 60" L x 65¾" H, 4 SHELVES

MODEL BNQT-5

28" W x 60" L x 65¾" H, 5 SHELVES



FILM WRAPPER



MODEL WHSS-1

All welded reinforced construction, 1^{1/2}" spacing between runners and clear Lexan door, perfect for pick-up orders. 5" polyurethane swivel stem casters. Capacity: (40) 18" x 26" sheet pans
Dimensions: 21"W x 27"L x 68^{1/2}"H



Wrap school lunches and snacks to keep them fresh and safe!

Stacking Lugs

Ideal for transporting and storing all types of products including warm or cold - great for keeping iced milk, juice and drinks cold, food processing, preparation, etc.

High density, polyethylene lugs will not rust or dent. USDA approved material. Smooth interior and wide radius corners for easy cleaning. Built-in handles. 1.3 cu. ft. capacity holds up to 100 lb (45 kg). 4:1 nesting ratio saves space and reduces handling of empties. Lugs designed to prevent jamming.

Available in Gray, White, Red and Blue.

MODEL WHPL-8GY	Gray
MODEL WHPL-8WH	White
MODEL WHPL-8RD-RC	Red
MODEL WHPL-8BL-RC	Blue



Keep it cold!



orders@winholt.com



KITCHEN STORAGE SOLUTIONS

Organizes can stock and maximizes available space. Self-feeding feature keeps stock rotated. Vertical up-rights and cross braces are constructed of 1-1/2" aluminum tubing



CAN DISPENSING RACK Full Size

MODEL CR-162

All welded aluminum, CR-162 units hold 162 #10 cans or 216 # 5 cans. Dimensions:

25^{1/4}"W x 35"L x 71"H



CAN DISPENSING RACK Full Size, Mobile

MODEL CR-162M

All welded aluminum, CR-162M units hold 162 #10 cans or 216 # 5 cans. Mobile unit has 5" polyurethane casters, two with brakes.

Dimensions: 27^{1/2}"W x 35"L x 76"H

CAN DISPENSING RACK Half Size, Mobile, Poly Top

MODEL CR-54PT

All welded aluminum, CR-54 holds 54 #10 cans or 72 #5 cans and has a polytop ideal for a work station. Mobile unit has 5" polyurethane casters, two with brakes. Half size racks are also available with stainless steel and aluminum tops. Dimensions: 27^{1/2}"W x 35"L x 35"H



UTILITY CART SOLUTIONS



ALUMINUM UTILITY CART

Great for distributing supplies throughout the school, universal applications. Constructed of heavy duty channel, all welded aluminum. 1200lb capacity
Dimensions: 20" W x 42" L x 36" H

MODEL ALUC-2-2035-36H

UTILITY CARTS

Great for distributing supplies throughout the school. Constructed of heavy duty all welded steel square tubing. Green powder coated finish, can be painted your school color.



MODEL SC-1848-6W-GN

1200 lb capacity.
Dimensions: 18"W x 55"L x 40"H



MODEL 110

600 lb capacity.
Dimensions: 18"W x 40"L x 41"H



orders@winholt.com

USA & GLOBAL
MANUFACTURING



THANK YOU FOR
CHOOSING US
STAY HEALTHY



CONTACT US FOR ALL OF YOUR CUSTOM DESIGN REQUIREMENTS. IF YOU DO NOT SEE IT,
CONTACT US, WE WILL DESIGN AND BUILD IT FOR YOU!

VISIT US AT WWW.WINHOLT.COM