



BEVERAGE-AIR

Project: _____

AIA#

Item: _____

Location: _____

SIS#

Approved: _____

MARKETMAX REFRIGERATOR

MMR38HC White Sliding Glass Door Model
Hydrocarbon Series

MODEL:
MMR38HC-1-W



3 Year Parts/Labor Warranty
Additional 4 Year Compressor Warranty

CABINET CONSTRUCTION

- Standard cabinet exterior finish is heavy-duty steel with a white baked on durable coating
- Heavy-duty interior construction includes white coated steel walls
- Full electronic control
- Modern one piece grille
- Double pane lowE argon filled glass doors feature inside and outside panes that are tempered for added safety
- Sliding glass door models have black frames regardless of exterior finish
- Hold open door feature is standard
- LED lighting
- Brightly lighted sign panel
- Heavy-duty epoxy coated wire shelves

OPTIONS & ACCESSORIES

- Black or stainless steel exterior option
- Black or stainless steel interior option
- Shelves black or white
- Shelf clips
- Flow track
- Gravity track
- Price tag molding
- Electronic lock models (swing doors only)
- 3" - 6" Casters or 6" seismic/flanged legs
- Door locks
- Custom signage & decals
- Remote option* (see note on back on page)

REFRIGERATION SYSTEM

- Uses environmentally friendly, energy efficient R290, and meets all regulatory requirements for CARB, SNAP, DOE & more
- Adaptive defrost
- Epoxy coated evaporator coil
- Maintains product temperatures between 36°F and 38°F

MMR38HC MARKETMAX REFRIGERATOR: SLIDING GLASS DOOR



Please verify qualifying units by visiting:
www.energystar.gov/cfs

3779 Champion Blvd., Winston-Salem, NC 27105
1-888-845-9800 Fax: 1-336-245-6453
Beverage-Air.com Sales@bevair.com



BEVERAGE-AIR

Glass Door Merchandisers Sliding Door Models

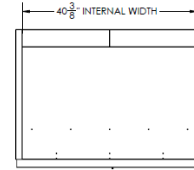
Model: MMR38HC-1-W

MODEL	MMR38HC-1-W
EXTERNAL DIMENSIONAL DATA	
Width Overall	43 1/2"
Depth Overall	32 1/4"
Height Overall	78"
Number of Doors	2
Door Opening (in)	19 1/4" x 49 3/4"
INTERNAL DIMENSIONAL DATA	
NET Capacity (cubic ft.)	35.37
Internal Width Overall (in)	40 3/8"
Internal Depth Overall (in)	26"
Internal Height Overall (in)	61 5/8"
Internal Height Useable (in)	53"
Number of Shelves	10
ELECTRICAL DATA	
Full Load Amperes 115/60/1	5.4
REFRIGERATION DATA	
Horsepower	1/3
Capacity (BTU/Hr)*	2392
SHIPPING DATA	
Gross Weight - Crated	478 lbs
Height - Crated	85"
Width - Crated	46"
Depth - Crated	35"

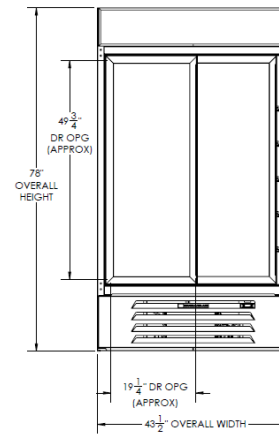
*NOTE: Remote units are field wired and come with 6" legs. Refrigerant must be specified at time of order.

Model Views

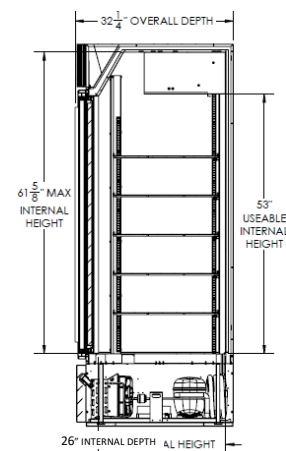
Required Clearance: Top 6", Rear 3", Sides 0"



Plan View



Elevation View



Side View

ELECTRICAL CONNECTION



115/60/1
NEMA-5-15P

Unit pre-wired at factory and include 8' long cord and plug set.



3779 Champion Blvd., Winston-Salem, NC 27105 1-888-845-9800 Fax: 1-336-245-6453 Beverage-Air.com Sales@bevair.com

an Ali Group Company



The Spirit of Excellence