



# BEVERAGE-AIR®

Project: _____	AIA#
Item: _____	
Location: _____	SIS#
Approved: _____	

# NC51HC NOVELTY FREEZER: SLANT TOP BUNKERS

## NC SLANT TOP BUNKERS

NC51HC Novelty Freezers  
Hydrocarbon Series

MODEL:  
NC51HC-1-W



**3 Year Parts/Labor Warranty**  
**Additional 4 Year Compressor Warranty**

### CABINET CONSTRUCTION

- Exterior is white coated steel
- Interior is white painted steel surface
- Low energy consumption
- LED lighting
- Adjustable thermostat
- Operating temperature of -10°F to 0°F
- Angle top design with LowE tempered glass lids
- Lids are easily removable with lid lock & keys standard
- Round exterior edges
- Integrated tag molding
- 2" heavy duty casters
- Drain plug for easy cleaning
- 5 Removable baskets, standard

### OPTIONS & ACCESSORIES

- 2 Ring tub holder

### REFRIGERATION SYSTEM

- Refrigeration system uses R290 refrigerant to comply with all environmental concerns
- The unit is best suited for an environment where temperatures remain below 75°F and humidity does not exceed 55%
- Areas with direct sunlight should also be avoided



Please verify qualifying units by visiting:  
[www.energystar.gov/cfs](http://www.energystar.gov/cfs)

3779 Champion Blvd., Winston-Salem, NC 27105  
1-888-845-9800 Fax: 1-336-245-6453  
Beverage-Air.com Sales@bevair.com



# BEVERAGE-AIR

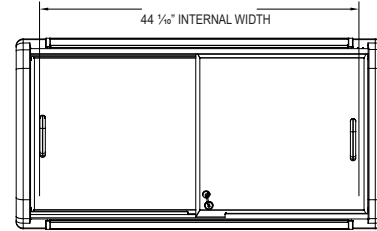
MODEL	NC51HC-1-W
<b>EXTERNAL DIMENSIONAL DATA</b>	
Width Overall	50 3/8"
Depth Overall	26 3/8"
Height Overall (with casters)	34 1/8"
Number of Lids	2
Number of Baskets	5
<b>INTERNAL DIMENSIONAL DATA</b>	
NET Capacity (cubic ft.)	13.19
Internal Width Overall (in)	44 1/16"
Internal Depth Overall (in)	19 7/16"
Internal Front Height Overall (in)	24"
Internal Rear Height Overall (in)	26 1/8"
<b>ELECTRICAL DATA</b>	
Full Load Amperes	3.5
<b>REFRIGERATION DATA</b>	
Horsepower*	1/4
<b>WEIGHT DATA</b>	
Gross Weight	200 lbs
Height - Crated	35 1/16"
Width - Crated	51 1/8"
Depth - Crated	27 7/16"

## Slant Top Bunker

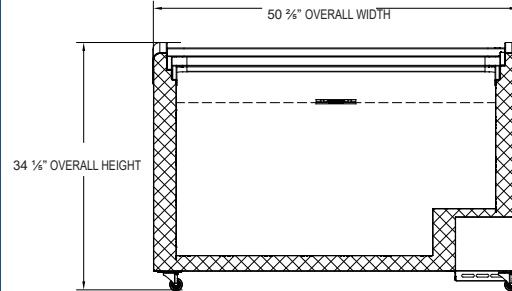
Model: NC51HC-1-W

### Model Views

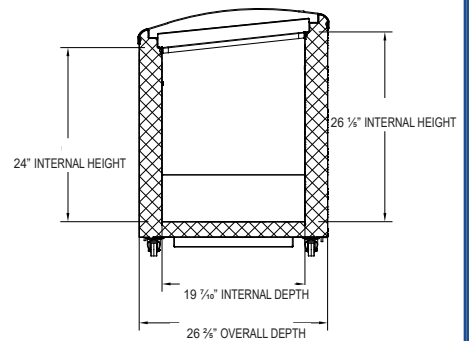
Requires 3" clearance on all sides



### PLAN VIEW



### ELEVATION VIEW



### SIDE VIEW

### \*ELECTRICAL CONNECTION



120/60/1  
NEMA 5-15P

Units pre-wired at factory and include 8' long cord and plug set.

