



BEVERAGE-AIR®

Project: _____	AIA# _____
Item: _____	
Location: _____	SIS# _____
Approved: _____	

MARKETMAX® BOTTOM MOUNT WINE REFRIGERATOR

MODEL:
MMR27HC-1-W-WINE

MMR27HC Hinged Single Glass Door
Hydrocarbon Series



3 Year Parts/Labor Warranty
Additional 4 Year Compressor Warranty

CABINET CONSTRUCTION

- Exterior finish is heavy duty steel with a white baked on durable coating
- Heavy-duty interior construction includes white coated steel walls
- Modern one-piece grille
- Full electronic control
- Double pane lowE argon filled glass door
- Self-closing door with 120° stay-open feature
- Snap-in gaskets, easy to remove for cleaning or replacement
- Door lock
- LED lighting
- Five (5) white heavy-duty epoxy coated wire shelves
- Four (4) shelf clips included per shelf
- Self-contained bottom mount refrigeration system

OPTIONS & ACCESSORIES

- Stainless steel or black exterior option
- Black or stainless steel interior option
- Wine rack upgrades: flat and curved (see page 3 for options)
- Additional shelves
- Stainless steel shelf clips
- White and red wine specific controllers 35°F-62°F (see page 3 for options)
- Casters 3" or 6"
- Electronic door lock (Must be ordered at time of unit order)
- Custom wine signage (see page 3 for options)
- Left and right hand door swing (at time of order)
- 6" Legs or 6" seismic leg
- Remote option (see note on back page)

REFRIGERATION SYSTEM

- Uses environmentally friendly, energy efficient R290 refrigerant, and meets all regulatory requirements for CARB, SNAP, DOE & more
- Adaptive Defrost
- Epoxy coated evaporator coil
- Maintains product temperatures between 35°F to 62°F

MMR27HC Bottom Mount Wine Refrigerator




Please verify qualifying units by visiting:
www.energystar.gov/cfs

3779 Champion Blvd., Winston-Salem, NC 27105
1-888-845-9800 Fax: 1-336-245-6453
Beverage-Air.com Sales@bevair.com



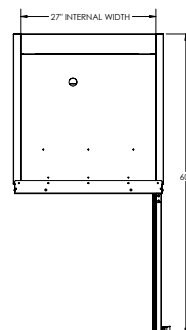
BEVERAGE-AIR®

MODEL	MMR27HC-1-W-WINE
EXTERNAL DIMENSIONAL DATA	
Width Overall	30"
Depth Overall (with handle)	33 5/8"
Height Overall	78"
Number of Doors	1
Depth with Door Open 90°	60"
Door Openings (in)	26 1/2" x 52 5/8"
INTERNAL DIMENSIONAL DATA	
NET Capacity (cubic ft.)	25.88
Internal Width Overall (in)	27"
Internal Depth Overall (in)	26"
Internal Height Usable (in)	53"
No. of Shelves	5
ELECTRICAL DATA	
Full Load Amperes Refrigerator	3.0
REFRIGERATION DATA	
Horsepower	1/4
Capacity (BTU/Hr)*	1480
SHIPPING DATA	
Gross Weight (crated lbs)	400 lbs
Height - Crated	85"
Width - Crated	36"
Depth - Crated	32"

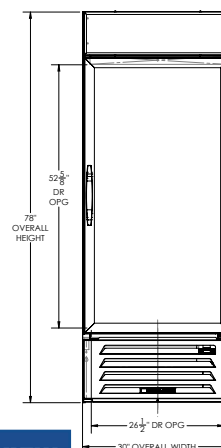
*NOTE: Remote units are field wired and come with 6" legs.
Refrigerant must be specified at time of order.

Bottom Mount Reach-In Glass Door Wine Refrigerator Model: MMR27HC-1-W-WINE

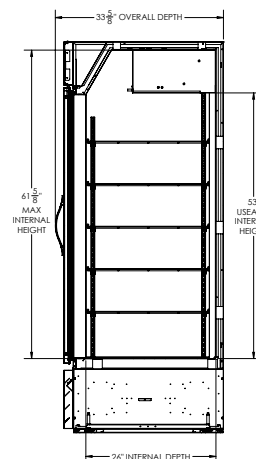
Model Views



PLAN VIEW



ELEVATION VIEW



SIDE VIEW

*ELECTRICAL CONNECTION



115/60/1
NEMA 5-15P

Units pre-wired at factory and include 8' long cord and plug set.



3779 Champion Blvd., Winston-Salem, NC 27105 1-888-845-9800 Fax: 1-336-245-6453 Beverage-Air.com Sales@bevair.com

an Ali Group Company



The Spirit of Excellence



BEVERAGE-AIR®

WINE OPTION UPGRADES

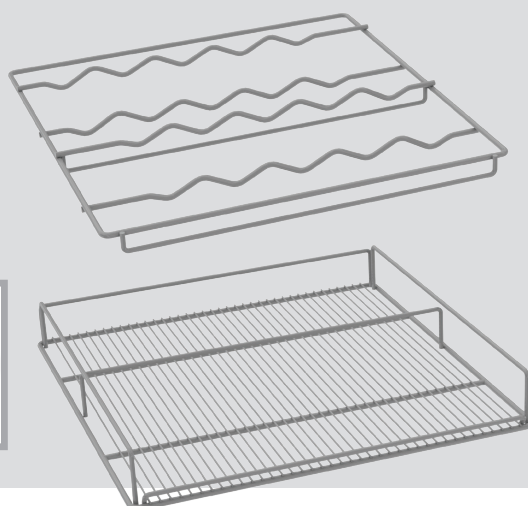
SIGNAGE

Two wine header panels to choose from to call attention to the wine selection



SHELVING

We offer curved and flat wine racks, designed to secure the bottles while keeping them prominently on display. Available in white, black, and chrome finish.



CONTROLLER

White and Red wine specific controllers available. Easily programmed to keep unit and its contents at the necessary set point (between 35-62° F)



[illegible]