



BEVERAGE-AIR

| | |
|-----------------|------|
| Project: _____ | AIA# |
| Item: _____ | |
| Location: _____ | SIS# |
| Approved: _____ | |

P-SERIES TOP MOUNT REFRIGERATOR

PR1HC-1BG Glass Door Reach-In
Hydrocarbon Series

MODEL:
PR1HC-1BG



3 Year Parts/Labor Warranty
Additional 4 Year Compressor Warranty

CABINET CONSTRUCTION

- Exterior stainless steel front and side (galvanized top, bottom & back)
- Interior is made of corrosion resistant aluminum
- Full electronic control
- Expansion valve technology
- Variable speed compressor technology
- Self-closing door with 120° stay-open feature
- Glass door
- LED interior light
- Cylinder lock
- Snap-in magnetic gaskets for positive door seal
- Hinged front shroud
- Energy saving thermal breaker
- Stainless steel breaker caps
- Heavy-duty epoxy wire coated shelves
- 6" High adjustable stainless steel legs
- 8' Cord and plug (see electrical data for details)

OPTIONS & ACCESSORIES

- Stainless steel case back
- Additional shelves
- 3" or 6" casters
- 6" Seismic legs
- Tray slides (type A & A/C)
- Door swing orientation (at time of order)
- Remote option* (see note back on page)

REFRIGERATION SYSTEM

- Uses environmentally friendly, energy efficient R290 refrigerant, and meets all regulatory requirements for CARB, SNAP, DOE & more
- Adaptive defrost
- Epoxy coated evaporator coil, located out of the food zone
- Refrigerator capable of maintaining product temperature 36°F to 38°F

PR1HC Top Mount Refrigerator



Please verify qualifying units by visiting:
www.energystar.gov/cfs

3779 Champion Blvd., Winston-Salem, NC 27105
1-888-845-9800 Fax: 1-336-245-6453
Beverage-Air.com Sales@bevair.com



BEVERAGE-AIR®

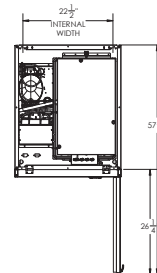
| MODEL | PR1HC-1BG |
|----------------------------------|---------------------------|
| EXTERNAL DIMENSIONAL DATA | |
| Width Overall | 26 1/2" |
| Depth Overall with Handle | 33 5/8" |
| Height Overall | 84 1/8" |
| Number of Doors | 1 |
| Depth with Door Open 90° | 56 3/8" |
| Door Opening (in) | 21 1/2" x 54 5/8" |
| INTERNAL DIMENSIONAL DATA | |
| NET Capacity (cubic ft.) | 21.01 |
| Internal Width Overall (in) | 22 1/2" |
| Internal Depth Overall (in) | 26" |
| Internal Height Overall (in) | 57 3/8" |
| No. of Shelves | 3 |
| ELECTRICAL DATA | |
| Full Load Amperes* 115/60/1 | 6.5 |
| REFRIGERATION DATA | |
| Horsepower* | 1/3 |
| Capacity (BTU/Hr)* | Variable Speed Technology |
| SHIPPING DATA | |
| Gross Weight (crated lbs) | 410 lbs |
| Height - Crated | 87" |
| Width - Crated | 35" |
| Depth - Crated | 45" |

*NOTE: Remote units are field wired and come with 6" legs.
Refrigerant must be specified at time of order.

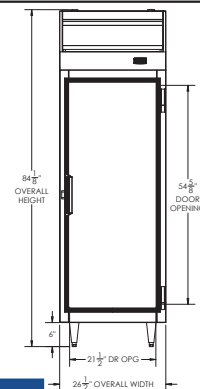
Top Mount Refrigerator Model: PR1HC-1BG

Model Views

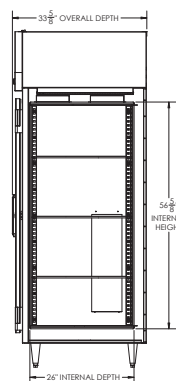
12" Top and 3" side and rear clearance is required



PLAN VIEW



ELEVATION VIEW



SIDE VIEW

*ELECTRICAL CONNECTION



115/60/1
NEMA 5-15P

Units pre-wired at factory and include 8' long cord and plug set.



an Ali Group Company



The Spirit of Excellence

3779 Champion Blvd., Winston-Salem, NC 27105
1-888-845-9800 Fax: 1-336-245-6453
Beverage-Air.com Sals@bevalr.com