



# BEVERAGE-AIR

Project: \_\_\_\_\_

AIA#

Item: \_\_\_\_\_

Location: \_\_\_\_\_

SIS#

Approved: \_\_\_\_\_

## TOP MOUNTED CROSS TEMP™<sup>®</sup>

### CT12-12HC Glass Half -Door Variable Speed Freezer/Refrigerator Hydrocarbon Series

**MODELS:**  
CT12-12HC-1HG

**CT12-12HC TOP MOUNT MODELS CROSS TEMP™<sup>®</sup>**



**3 Year Parts/Labor Warranty  
Additional 4 Year Compressor Warranty**

#### CABINET CONSTRUCTION

- Exterior is stainless steel front with continuous coil coated sides
- Interior liner is made of corrosion resistant aluminum
- Door locks
- LED lighting
- Expansion valve technology
- Easily converts from refrigerator to freezer
- Dual cabinet configurable to all menu initiatives, temperature range of -15 to 40° F
- Modulates coil temp to achieve desired set point
- Variable speed compressor technology achieve 30% more energy efficiency, quicker pull down and product stability
- Two (2) epoxy coated shelves per door section
- 6" Casters with (2) brakes

#### OPTIONS & ACCESSORIES

- Stainless steel exterior
- Stainless steel interior
- Stainless steel tray slide (A)
- Universal tray slide (AC)
- Additional shelves
- Left hand hinged

#### REFRIGERATION SYSTEM

- Uses environmentally friendly, energy efficient R290 refrigerant, and meets all regulatory requirements for CARB, SNAP, DOE & more
- Hot gas condensate evaporation
- Adaptive defrost
- Epoxy coated evaporator coil



Please verify qualifying units by visiting:  
[www.energystar.gov/cfs](http://www.energystar.gov/cfs)

3779 Champion Blvd., Winston-Salem, NC 27105  
1-888-845-9800 Fax: 1-336-245-6453  
Beverage-Air.com Sales@bevair.com



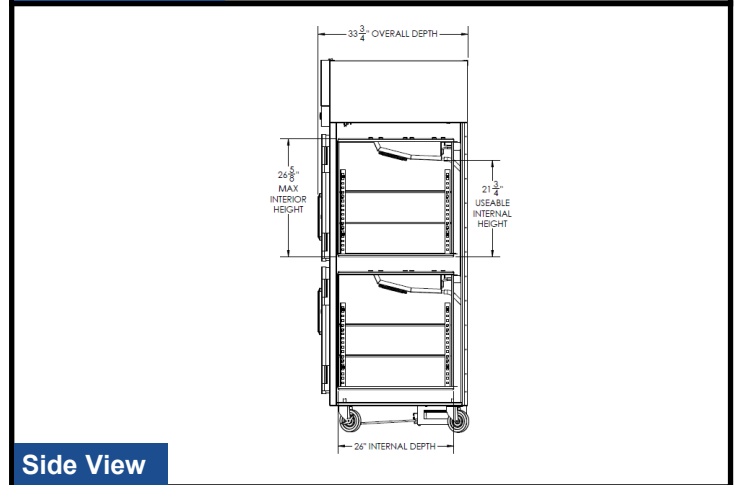
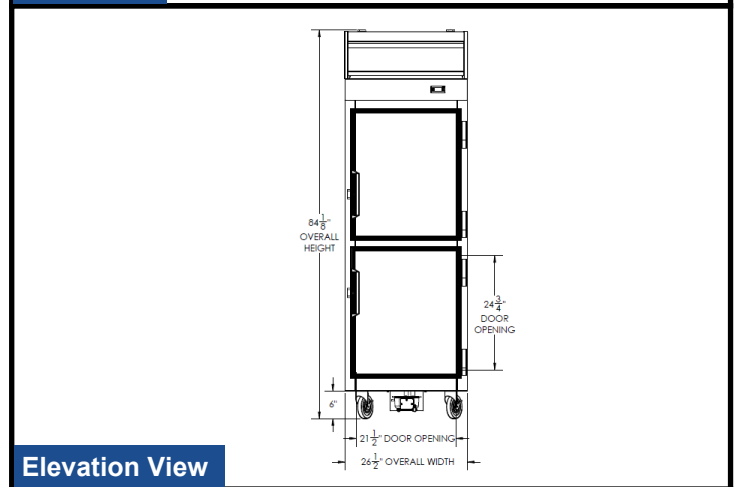
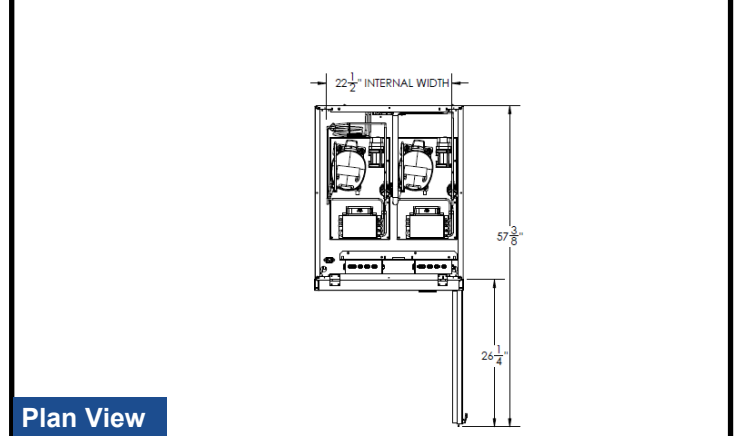
# BEVERAGE-AIR

## Cross Temp<sup>®</sup> Top Mount Refrigerators

Models: CT12-12HC-1HG

| MODEL                            | CT12-12HC-1HG             |
|----------------------------------|---------------------------|
| <b>EXTERNAL DIMENSIONAL DATA</b> |                           |
| Width Overall                    | 26 1/2"                   |
| Depth Overall with Handle        | 34 3/4"                   |
| Height Overall                   | 84 1/8"                   |
| Number of Doors                  | 2                         |
| Depth with Door Open 90°         | 57 3/8"                   |
| Door Opening (in)                | 21 1/2" x 24 3/4"         |
| <b>INTERNAL DIMENSIONAL DATA</b> |                           |
| NET Capacity (cubic ft.)         | (2) 9.0                   |
| Internal Width Overall (in)      | 22 1/2"                   |
| Internal Depth Overall (in)      | 26"                       |
| Internal Height Overall (in)     | 26 5/8"                   |
| Internal Height Useable (in)     | 21 3/4"                   |
| Number of Shelves                | 4                         |
| <b>ELECTRICAL DATA</b>           |                           |
| Full Load Amperes 115/60/1       | (2) 5.8                   |
| <b>REFRIGERATION DATA</b>        |                           |
| Horsepower                       | (2) 1/3                   |
| Capacity (BTU/Hr)*               | Variable Speed Technology |
| <b>SHIPPING DATA</b>             |                           |
| Gross Weight - Crated            | 475 lbs                   |
| Height - Crated                  | 88"                       |
| Width - Crated                   | 45"                       |
| Depth - Crated                   | 35"                       |

### Model Views



### ELECTRICAL CONNECTION



115/60/1  
NEMA-5-15P

Units pre-wired at factory and include (2) 8' long cord and plug set.



3779 Champion Blvd., Winston-Salem, NC 27105 1-888-845-9800 Fax: 1-336-245-6453 Beverage-Air.com Sales@bevair.com

an Ali Group Company



The Spirit of Excellence